



Catalogue 2026-2027
Design & Architectural collections



Catalogue 2026-2027
Design & Architectural collections

The Essence of Light: Vision, Precision and Materiality

There's a fine line between illuminating a space and revealing its identity.

*For us, **Andrea and Simone Pamio**, bridging this gap is a life's mission.*

***Oty light** is the expression of radical minimalism: the idea that light should be pure emotion, free from the clutter of superfluous matter. We've chosen to look where others did not: towards subtraction, the vanishing of the unnecessary and the precision of technical detail merging with architecture.*

Research and Material Innovation

*Today, our challenge evolves. We have combined the formal purity of minimalist design with **material experimentation unprecedented in the market**. Through intense R&D, we've introduced textured finishes that enhance the product, creating a unique sensory dialogue. These are not mere coatings, but the result of an engineering process that gives light a new depth, rendering every solution a mark of exclusive technical mastery.*

A Strategy in Full Expansion

*At the heart of every fully recessed system beats a constant collaboration between two brothers. While Simone is the force connecting our vision to international markets, Andrea is the mind translating abstraction into engineering rigor. Yet, the value of **Oty light** today lies above all in its ability to stay ahead of the curve. This catalogue isn't a simple collection, but the opening act of a **strategic growth path**.*

Global Market-Ready Investments

*Our research goes beyond the visible present. We have invested years of research and significant capital to engineer solutions that we'll introduce progressively, following a defined innovation roadmap. This is a **technology asset ready to go**, designed to set new standards in global architecture and ensure an immediate competitive advantage.*

***Oty light doesn't follow the market. It stays ahead of it.
Our future is already a proven asset.***

L'Essenza della Luce: Visione, Rigore e Materia

Esiste una sottile differenza tra illuminare uno spazio e rivelarne l'identità.

*Per noi, **Andrea e Simone Pamio**, colmare questo gap è la missione di una vita.*

***Oty light** è l'espressione di un minimalismo radicale: l'idea che la luce debba essere pura emozione, priva del disturbo della materia superflua. Abbiamo scelto di guardare dove gli altri non guardavano: alla sottrazione, alla scomparsa del superfluo e alla precisione del dettaglio tecnico che si fonde con l'architettura.*

Ricerca e Innovazione Materica

*Oggi, la nostra sfida evolve. Abbiamo unito la pulizia formale del design minimalista ad una **sperimentazione materica inedita per il mercato**. Grazie a un'intensa attività di Ricerca e Sviluppo, abbiamo introdotto finiture materiche che impreziosiscono il prodotto, creando un dialogo tattile e visivo unico. Non sono semplici rivestimenti, ma il risultato di un processo ingegneristico che conferisce alla luce una nuova profondità, rendendo ogni nostra soluzione un'eccellenza tecnica esclusiva.*

Una Strategia in Piena Espansione

*Dietro ogni sistema a scomparsa totale batte un confronto costante tra due fratelli. Se Simone è la forza che connette la nostra visione ai mercati internazionali, Andrea è la mente che traduce l'astrazione in rigore ingegneristico. Ma il valore di **Oty light** oggi risiede soprattutto nella sua capacità di anticipare i tempi. Questo catalogo non è una semplice collezione, ma il primo atto di una **traiettoria di crescita già pianificata**.*

Investimenti pronti per il Mercato Globale

*La nostra ricerca non si ferma a ciò che è visibile oggi. Abbiamo investito anni di studio e capitali significativi per ingegnerizzare soluzioni che presenteremo progressivamente secondo una roadmap di innovazione già definita. Si tratta di un **asset tecnologico già pronto**, progettato per scalare i nuovi standard della grande architettura mondiale e garantire un vantaggio competitivo immediato.*






























***Oty light non segue il mercato. Lo anticipa.
Il nostro domani è già un asset consolidato.***

Index

pag.							
18	Bic B12	358	Invisibile V4	194	Pop P04 Ø8,0	282	Spillo 2A
20	Brick	360	Invisibile V7	198-201	Pop P04 Magic Ø3,0	286	Spillo 2B
22	micro Box	363	Invisibile V8			290	Spillo 3A
24	Box	363	Invisibile V9	202	Pop P06 Ø6,0	292	Spillo 4A
		363	Invisibile V10			294	Spillo 4B
26	Club C1	364	Invisibile VB1	204	Pop P07 Ø6,0	296	Spillo 5A
28	Club C2	78	Isotta 01	206-209	Pop P07 Bulb		
30	Club C3	82	Italo 01	210	Pop P07 IP65 Ø6,0	298	Step 1A
32	Cubello 01			218	Pop P07 Pull Ø12,5	301	Step 1B
36	Cubello 02						
		86	MoMa - S 40/60 by e-Clipso	226	Pop P12 Ø3,0	302	Tim T124 - T196
40	e-Clipso	90	MoMa - P 40/60 by e-Clipso	222	Pop P12 D Ø3,0		
44	e-Pad 15	94	Nelly	230	Pop P12 L Ø3,0	306	X1 A Ø7,0
46	e-Pad 30	98	Nemo	228	Pop P12 T Ø3,0	310	X1 B Ø8,5
144	Easy Pop P00 Ø3,0			237	Pop P12 Cup Ø3,0	312	X2 A Ø7,0
145	Easy Pop P00 NaNo Ø3,0	102	Pop Bijou	243	Pop P12 Cup Ø6,0	316	X2 B Ø8,5
147	Easy Pop P01 Ø4,0	106	Pop C'est Moi	247	Pop P12 Cup Ø12,0	318	X3 A Ø7,0
154	Easy Pop P01 EVO Ø5,5	110	Pop C'est Toi	248	Pop P12 Polifemo PF1	321	X3 B Ø8,5
156	Easy Pop P01 EVO NaNo Ø5,5	114	Pop Chapeau	250	Pop P12 Polifemo PF3	322	X4 A 7,0x7,0
161	Easy Pop P01 Bulb	118	Pop Chérie	234	Pop P12 Ring Ø3,0	326	X4 B 8,5x8,5
166	Easy Pop P03 EVO Ø8,0	122-127	Filo System: Bijou - C'est Moi C'est Toi - Chérie Chapeau	240	Pop P12 Ring Ø6,0	334	X5 B
168	Easy Pop P03 EVO NaNo Ø8,0			244	Pop P12 Ring Ø12,0		
174	Easy Pop PX3 EVO Ø10,0			238	Pop P12 W Ø3,0	338-341	X7 R
176	Easy Pop PX3 EVO NaNo Ø10,0					342-345	X7 C
182	Easy Pop PY3 EVO Ø10,0	128	Pop Petit	372	Pop P15 Ø3,0		
188	Easy Pop PY3 EVO Ø10,0 Glass	132	Filo System: Petit			354	X-Dark 1
		134	Pop Bon Bon	252	Pop P39 A Chandelier	350-353	X-Gun 1/2/3/4
328	Gun 2 A	136	Filo System: Bon Bon	254	Pop P39 B Chandelier	356	X-Line
331	Gun 2 B			256	Pop P39 C Chandelier	346	X-Rail 48V track
332	Gun 2 C					366-371	X-Rail Pendant/Sospensione
		140	Pop P00 Ø3,0	258	Pop P40 A Chandelier	374-377	X-Rail Accessories/Accessori
48	Jumbo	143	Pop P00 NaNo Ø3,0	260	Pop P40 B Chandelier	378-383	X - Running
		146	Pop P01 Ø4,0	262	Pop P40 R Chandelier		
50	Host 40 - S by e-Clipso	148	Pop P01 EVO Ø5,5			384	Y-Line 24V micro track
54	Host 80 - S by e-Clipso	152	Pop P01 EVO NaNo Ø5,5	264	Pop P50 Pinocchio	386	Y-Dot
58	Host 40 - P by e-Clipso	158	Pop P01 Bulb	265	Pop P55 Pinocchio	388	Y-Flo
61	Host 80 - P by e-Clipso	162	Pop P03 EVO Ø8,0	270	Pop P120 - P200	388	Y-Sfera S1
		164	Pop P03 EVO NaNo Ø8,0	266	Pop Brooklyn	388	Y-Sfera S2
62	Invisibile V1A	170	Pop PX3 EVO Ø10,0			390-393	Y-Line Accessories/Accessori
66	Invisibile V1B	172	Pop PX3 EVO NaNo Ø10,0	214	Pop Ring Pull Ø12,5		
68	Invisibile V2A Pull Out	178	Pop PY3 EVO Ø10,0	274	Pop Up 1		
72	Invisibile V2B Pull Out	184	Pop PY3 EVO Ø10,0 Glass	278	Pop Up 207		
74	Invisibile V3D	190	Pop P03 Look Ø17,0				

Recessed - Incasso

					
Bic B12 12x12 p.18	Pop P00 Ø3,0 p.140	Pop P00 NaNo Ø3,0 p.143	Easy Pop P00 Ø3,0 p.144	Easy Pop P00 NaNo Ø3,0 p.145	
					
Invisibile V1A p.62	Invisibile V1B p.66	Pop P01 Ø4,0 p.146	Easy Pop P01 Ø4,0 p.147		
					
Invisibile V2A p.68	Invisibile V2B p.72	Pop P01 Ø5,5 p.148	Pop P01 NaNo Ø5,5 p.152	Easy Pop P01 Ø5,5 p.154	Easy Pop P01 NaNo Ø5,5 p.156
					
	Pop P01 Bulb p.158		Easy Pop P01 Bulb p.161		
					
	Pop P03 Ø8,0 p.162	Pop P03 NaNo Ø8,0 p.164	Easy Pop P03 Ø8,0 p.166	Easy Pop P03 NaNo Ø8,0 p.168	
					
	Pop PX3 Ø10,0 p.170	Pop PX3 NaNo Ø10,0 p.172	Easy Pop PX3 Ø10,0 p.174	Easy Pop PX3 NaNo Ø10,0 p.176	

					
Pop PY3 Ø10,0 p.178	Easy Pop PY3 Ø10,0 p.182	Pop PY3 Ø10,0 Glass p.184	Easy Pop PY3 Ø10,0 Glass p.188	X1A Ø7,0 p.306	X1B Ø8,5 p.310
					
Pop P03 Look Ø17,0 p.190	Pop P04 Ø8,0 p.194	Pop P04 Magic Ø12,0 p.198	Pop Ring Pull Ø12,5 p.214	X2A Ø7,0 p.312	X2B Ø8,5 p.316
					
Pop P12 Ø3,0 p.226	Pop P12/T Ø3,0 p.228		Gun 2A Ø 4,3 p.328	X3A Ø7,0 p.318	X3B Ø8,5 p.321
					
Pop P12 Ring Ø3,0 p.234	Pop P12 Ring Ø6,0 p.240	Pop P12 Ring Ø12,0 p.244	Gun 2B Ø 4,3 p.331	X4A 7x7 p.322	X4B 8,5x8,5 p.326
					
Spillo 2A p.282	Spillo 2B p.286	Spillo 3A p.290		X5B p.334	
					
Spillo 4A p.292	Spillo 4B p.294	Spillo 5A p.296	Step 1A p.298	Step 1B p.301	Pop P12L Ø3,0 p.230

Wall - Parete



Brick p.20



Micro Box p.22



Box p.24



Cubello 01 p.32



Cubello 02 p.36



Isotta 01 p.78



Italo 01 p.82



Invisibile V3D p.74



e-Pad Led p.44



Pop P07 Bulb p.206



Pop P12/D Ø3,0 p.222



Pop P12/W Ø3,0 p.238



Pop P12 Cup Ø3,0 p.237



Pop P12 Cup Ø6,0 p.243



Pop P12 Cup Ø12,0 p.247



Nelly p.94



Nemo p.98



Pop Up1 Ø2,4 p.274

Ceiling - Plafone



Isotta 01 p.78



Host - P Ø40,0 by e-Clipso p.58



Host - P Ø80,0 by e-Clipso p.61



Invisibile V3D p.74



MoMa - P Ø40,0 by e-Clipso p.90



MoMa - P Ø60,0 by e-Clipso p.90



Pop P07 Ø6,0 p.204



Pop P07 Bulb p.208



Pop P07 IP65 p.210



Pop P12/D Ø3,0 p.222



Pop P07P Pull Ø11,2 p.218



Pop P12 Cup Ø3,0 p.237



Pop P12 Cup Ø6,0 p.241



Pop P12 Cup Ø12,0 p.247



Gun 2C Ø4,3 p.332



X7R Ø8,5 p.338-341



X7C 8,5x8,5 p.342-345

Pendant - Sospensione



Club C1 p.24



Club C2 p.28



Club C3 p.30



e-Clipso p.40



Pop P06 p.202



Jumbo p.48



Host 40-S by e-Clipso p.50



Host 80-S by e-Clipso p.54



Pop BonBon p.134



MoMa 40-S by e-Clipso p.86



MoMa 60-S by e-Clipso p.86



Pop Bijou p.102



Pop C'est Moi p.106




Pop C'est Toi p.110



Pop Chapeau p.114



Pop Chérie p.118



Petit p.128



Pop P39 A Chandelier Ø80,0

p.252



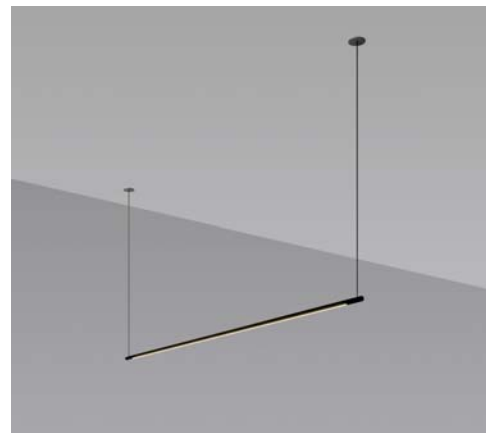
Pop P39 B Chandelier Ø120,0

p.254



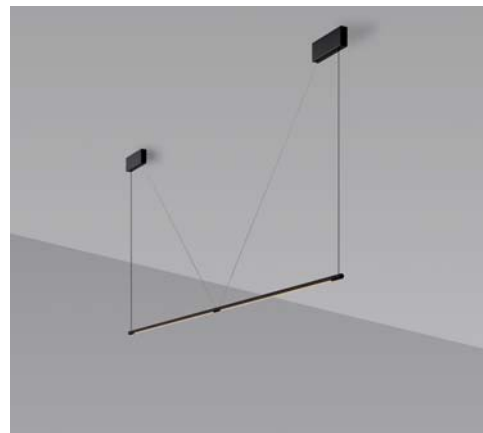
Pop P39 C Chandelier 160x80

p.256




Pop P120/P200 Arc - Cup

p.270 - 273



Pop P122/P123 Brooklyn Arc - Cup

p.266 - 269



Tim T124/T196 Arc - Cup

p.302 - 305

Pendant - Sospensione



Pop P40 Chandelier

p.258 - 263



X-Running

p.378 - 383

X-Rail 48V track system
X-Rail sistema a binario 48V



X-Rail 48V p.346



Bijou p.366 Chapeau p.369 Chérie p.369 C'est Moi p.369
 C'est Toi p.369 Petit p.370



X-Gun p.350 - 353



X-Dark 1 p.354



X-Line 30|60|90|120 p.356



Pop P15 p.372



Invisible V4 p.358



Invisible V7 p.360



Invisible V8 p.363



Invisible V9 p.363



Invisible V10 p.363



Invisible VB1 p.364

Y-Line 24V micro track system
Y-Line sistema a micro binario 24V




Y-Line 24V p.384



Y-Dot p.386



Y-Sfera - S1 p.388



Y-Sfera - S2 p.388



Y-Flo p.388

Table lamp
Tavolo



Pop P50 Pinocchio p.264

Floor lamp
Terra



Pop Polifemo PF1 p.248



Pop Polifemo PF3 p.250

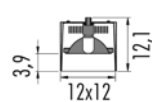


Pop Up 207 p.278



Pop P55 Pinocchio p.265

Bic 12 12x12 trimless
for plasterboard - per cartongesso



IP20 MC-E=3
350 - 500 m/A LED CRI>90

3B12.5

© (m-M) **LED 12,5W** **350m/A**

- 3KIT.350.1L** (1-1) on/off
- 3KIT.351.40** (1-2) DALI - Push - 1...10V
- 3KIT.352.15** (1-1) DALI
- 3KIT.353.15** (1-1) Push - 1...10V
- 3KIT.354.18** (1-1) IGBT - TRIAC

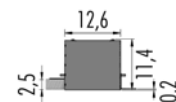
Led color	Nominal lm	Beam spread
2 = 2700 K	1477	L = 60°
3 = 3000 K	1565	S = 24°
4 = 4000 K	1635	T = 12°

© (m-M) **LED 18,4W** **500m/A**

- 3KIT.500.1L** (1-1) on/off
- 3KIT.501.50** (1-2) DALI - Push - 1...10V
- 3KIT.502.20** (1-1) DALI
- 3KIT.503.20** (1-1) Push - 1...10V
- 3KIT.504.20** (1-1) IGBT - Triac

Led color	Nominal lm	Beam spread
2 = 2700 K	2020	L = 60°
3 = 3000 K	2140	S = 24°
4 = 4000 K	2236	T = 12°

- Frame - Struttura
- 02** Black - Nero
- 06** White - Bianco



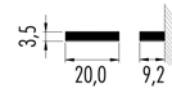
housing for plasterboard - cassaforma per cartongesso

1Z12.120.01

(m-M) = min. Led unit - Max Led unit. Led warranty only when used together with driver bought from Oty srl.
(m-M) = gestione minima e massima delle unità Led. I Led sono coperti da garanzia solo se utilizzati in abbinamento con i driver forniti dalla Oty srl.



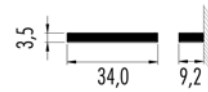
Brick



Brick 20

IP20	MC-E=3	CE	▽	⊕
220-240V	8,5W	CRI>90		
3BR2.4 L. □	dimm. IGBT - TRIAC			
3BR2F4 L. □	DALI - Push			

Led color	Nominal lm	Beam spread
2 = 2700K	1040	92°
3 = 3000K	1095	



Brick 34

IP20	MC-E=3	CE	▽	⊕
220-240V	17W	CRI>90		
3BR3.4 L. □	on/off			

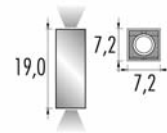
Led color	Nominal lm	Beam spread
2 = 2700K	2080	92°
3 = 3000K	2190	

□ Frame - Struttura




- 02 ● Black - Nero
06 ○ White - Bianco



micro Box



P20    
220-240V 2 x GU10 led
3872.210.

-  *Frame - Struttura*
- 02**  Black - Nero
- 06**  White - Bianco



Box

Box 23 cm

IP40	MC-E=3	CE	▽	⊕
220-240V	LED 2x6,8W	CRI>95		
3B23.5 ■ L. □	on/off			
■ <i>Led color</i>	<i>Nominal lm</i>	<i>Beam spread</i>		
2 = 2700K	2x860	90°		
3 = 3000K	2x875			

Box 31 cm

IP40	MC-E=3	CE	▽	⊕
220-240V	LED 2x9,0W	CRI>95		
3B31.5 ■ L. □	on/off			
3B31F5 ■ L. □	DALI - Push			
3B31G5 ■ L. □	1...10V - Push			
■ <i>Led color</i>	<i>Nominal lm</i>	<i>Beam spread</i>		
2 = 2700K	2x1135	90°		
3 = 3000K	2x1170			

Box 50 cm

IP40	MC-E=3	CE	▽	⊕
220-240V	LED 2x13,5W	CRI>95		
3B50.5 ■ L. □	on/off			
3B50F5 ■ L. □	DALI - Push			
3B50G5 ■ L. □	1...10V - Push			
■ <i>Led color</i>	<i>Nominal lm</i>	<i>Beam spread</i>		
2 = 2700K	2x1700	90°		
3 = 3000K	2x1756			

Box 63 cm

IP40	MC-E=3	CE	▽	⊕
220-240V	LED 2x18,2W	CRI>95		
3B63.5 ■ L. □	on/off			
3B63F5 ■ L. □	DALI - Push			
3B63G5 ■ L. □	1...10V - Push			
■ <i>Led color</i>	<i>Nominal lm</i>	<i>Beam spread</i>		
2 = 2700K	2x2270	90°		
3 = 3000K	2x2340			



Code	L	H	P
BOX23	23,0	8,5	7,2
BOX31	31,0	8,5	7,2
BOX50	50,0	8,5	7,2
BOX63	63,0	8,5	7,2

□ Frame - Struttura

02 ● Black - Nero

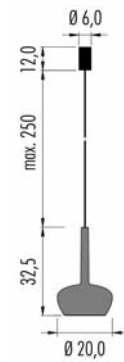
06 ○ White - Bianco



Club C1

A distinctive design statement, born in the heart of Tuscany: Club is a decorative ceramic lamp, hand-molded using traditional artisanal techniques. Thanks to its eco-compatible materials and total recyclability, Club represents the perfect blend of design, material innovation, and environmental responsibility.

Un segno distintivo di design nato nel cuore della Toscana: Club è una lampada decorativa in ceramica, plasmata interamente a mano secondo antiche tecniche artigianali. L'impiego di materiali ecocompatibili e la natura totalmente riciclabile del prodotto rendono Club una sintesi perfetta tra design, innovazione materica e sostenibilità.

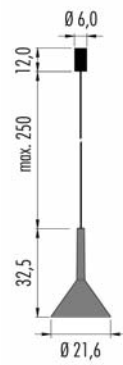


IP20	©	CE	▽	⊕
220-240V	9W	CRI>90		
3C1C.2	L. □	on/off		
■ Led color	Nominal lm	Beam spread		
2 = 2700K	1008	60°		
3 = 3000K	1066			

□	Frame - Struttura	Canopy - Rosone	Wire - Cavo
02 ●	Black - Nero	Black - Nero	Black - Nero
06 ○	White - Bianco	White - Bianco	Black - Nero



Club C2

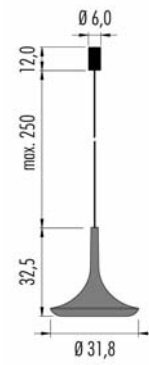


IP20	©	CE	▽	⊕
220-240V	9W	CRI>90		
3C2C.2	L. □	on/off		
■ Led color	Nominal lm	Beam spread		
2 = 2700K	1008	60°		
3 = 3000K	1066			

□	Frame - Struttura	Canopy - Rosone	Wire - Cavo
02	● Black - Nero	Black - Nero	Black - Nero
06	○ White - Bianco	White - Bianco	Black - Nero



Club C3



IP20	©	CE	▽	⊕
220-240V	9W	CRI>90		
3C3C.2	■ L. □	on/off		
■ Led color	Nominal lm	Beam spread		
2 = 2700K	1008	60°		
3 = 3000K	1066			


□	Frame - Struttura	Canopy - Rosone	Wire - Cavo
02	● Black - Nero	Black - Nero	Black - Nero
06	○ White - Bianco	White - Bianco	Black - Nero




Cubello 01

Wall lamp made of aluminium. The light source towards the wall creates a comfortable indirect light.
IP44 rating makes Cubello 01 ideal for both indoor and outdoor installations.
Available with saltiness protection too.


*Lampada a parete in alluminio. La sorgente luminosa posizionata verso la parete crea una luce indiretta confortevole.
Il grado di protezione IP44 rende Cubello 01 ideale per installazioni sia indoor che outdoor. È disponibile la versione con protezione dalla salsedine.*



06 Matt White - Bianco Opaco



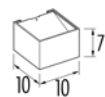
02 Matt Black - Nero Opaco



S3 Anodic Brass - Anodic Ottone



Z1 Anodic Bronze - Anodic Bronzo



UGR<12

IP44 © MC-E=3 CE ▽ ⊕
220-240V 6W CRI>95
3CB1.H2 L. □ dimm. IGBT

saltiness protection - protezione contro la salsedine

4CB1.H2 L. □ dimm. IGBT

Led color	Nominal lm	Beam spread
2 = 2700K	635	90°
3 = 3000K	681	





Cubello 01 can be placed only on mirror's sides (as in the image). By placing it above a mirror, the light source can reflect in the mirror creating a dazzle effect.
Cubello 01 può essere posizionato solo ai lati dello specchio (come nell'immagine). Posizionandolo sopra uno specchio, la sorgente luminosa può riflettersi sullo specchio creando abbagliamento.



Cubello 02

Wall lamp made of aluminium. The light source towards the wall creates a comfortable indirect light.
IP44 rating makes Cubello 02 ideal for both indoor and outdoor installations.
Available with saltiness protection too.


Lampada a parete in alluminio. La sorgente luminosa posizionata verso la parete crea una luce indiretta confortevole.

Il grado di protezione IP44 rende Cubello 02 ideale per installazioni sia indoor che outdoor. È disponibile la versione con protezione dalla salsedine.






06 Matt White - Bianco Opaco



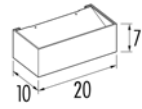
02 Matt Black - Nero Opaco



53 Anodic Brass - Anodic Ottone



Z1 Anodic Bronze - Anodic Bronzo



UGR<12

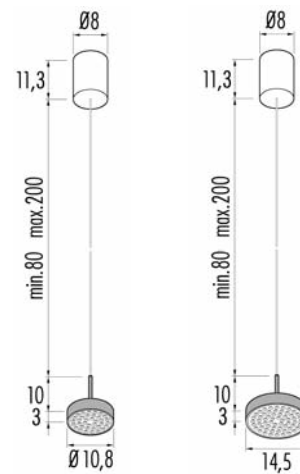
IP44	©	MC-E=3	CE	▽	⊕
220-240V		2x5W	CRI>95		
3CB2.H2	■ L. □	dimm. IGBT			
3CB2.E2	■ L. □	DALI			
<i>saltiness protection - protezione contro la salsedine</i>					
4CB2.H2	■ L. □	dimm. IGBT			
4CB2.E2	■ L. □	DALI			
■ Led color	Nominal lm	Beam spread			
2 = 2700K	2x476	90°			
3 = 3000K	2x511				



e-Clipso

Pendant e-Clipso is available in Ø 10,8 cm (9W) and Ø 14,5 cm (18W).
Its design is the perfect fusion of lightness, minimalism and technology:
- the light source enables exceptional visual comfort (UGR<8);
- in addition to white and black finishes, the design achieves a new level of sensuality with the new copper, brass and bronze finishes;
- the sophisticated black cable-winding mechanism lets e-Clipso be positioned at the desired height.
Perfect for illuminating refined high-end residential and large contract projects.

*e-Clipso a sospensione è disponibile nei diametri 10,8 cm (9W) e 14,5 cm (18W).
Il design è l'incontro tra leggerezza, minimalismo e tecnologia:
- la sorgente luminosa permette di raggiungere un confort luminoso impareggiabile (UGR<8);
- oltre ai colori bianco e nero, il design esprime ulteriore sensualità con i nuovi colori rame, ottone e bronzo;
- Il sofisticato meccanismo di avvolgimento del cavo nero, permette ad e-Clipso di essere posizionata all'altezza desiderata.
Ideale per illuminare ricercati progetti residenziali ed ampi spazi nel contract.*



e-Clipso



□ 22 Black - Nero

□ 66 White - Bianco

UGR<8	IP40	©	Ø10,8cm	CE	▽	⊕
	220-240V		9W led	CRI>95		
	3E1S.D3	■ M. □	dim. IGBT			
	3E1S.E3	■ M. □	DALI - Push			
	■ Led color	Nominal lm	Beam spread			
	2 = 2700K	700	40°			
	3 = 3000K	755				



□ 6X Light Brass - Ottone Chiaro

□ 6Y Light Copper - Rame Chiaro

□ 6Z Light Bronze - Bronzo Chiaro

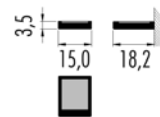
UGR<8	IP40	©	Ø14,5cm	CE	▽	⊕
	220-240V		18W led	CRI>95		
	3E1S.D4	■ M. □	dim. IGBT - TRIAC			
	3E1S.E4	■ M. □	DALI - Push			
	■ Led color	Nominal lm	Beam spread			
	2 = 2700K	1132	40°			
	3 = 3000K	1142				

e-PAD 15

Characterized by a thin metal frame, e-Pad turns light into a pure architectural element. Upward-projected indirect light creates an immersive ambiance that emphasizes shapes while ensuring a glare-free experience.

A minimalist design, created to integrate seamlessly into high-end homes and contract spaces where timeless elegance is a must.

Caratterizzata da una struttura sottile in metallo, e-Pad trasforma la luce in un elemento architettonico puro. La luce indiretta emessa verso l'alto, crea un'atmosfera avvolgente che valorizza i volumi senza abbagliare. Un design essenziale, nato per integrarsi con discrezione in residenze di prestigio e progetti contract che richiedono l'eleganza senza tempo.




IP20	MC-E=3	CE	V	⊕
220-240V	LED 1x18W	CRI>90		
3E15.5	L	dimm. IGBT		
■ Led color	Nominal lm	Beam spread		
2 = 2700K	2494	105°		
3 = 3000K	2611			
4 = 4000K	2697			

□ Frame - Struttura

02 ● Black - Nero

06 ○ White - Bianco

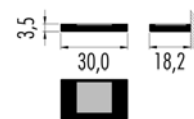


e-PAD 30

Characterized by a thin metal frame, e-Pad turns light into a pure architectural element. Upward-projected indirect light creates an immersive ambiance that emphasizes shapes while ensuring a glare-free experience.

A minimalist design, created to integrate seamlessly into high-end homes and contract spaces where timeless elegance is a must.

Caratterizzata da una struttura sottile in metallo, e-Pad trasforma la luce in un elemento architettonico puro. La luce indiretta emessa verso l'alto, crea un'atmosfera avvolgente che valorizza i volumi senza abbagliare. Un design essenziale, nato per integrarsi con discrezione in residenze di prestigio e progetti contract che richiedono l'eleganza senza tempo.



IP20	©	MC-E=3	CE	V	⊕
220-240V		LED 2x18W	CRI>90		
3E30.5	■	L. □	dimm. IGBT		
3E30F5	■	L. □	DALI - Push		
3E30G5	■	L. □	1...10V - Push		
■	Led color	Nominal lm	Beam spread		
2	= 2700K	2x2494	105°		
3	= 3000K	2x2611			
4	= 4000K	2x2697			

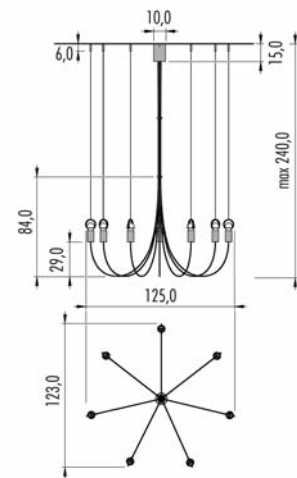
□ Frame - Struttura

02 ● Black - Nero

06 ○ White - Bianco



Jumbo J07

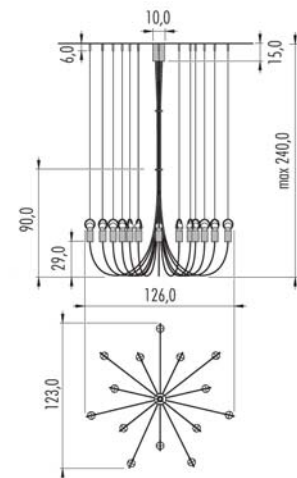


IP20	Ⓛ	CE	▽	⊕
220-240V	e27 7x4W	CRI>80		
3J07.12L.02	IGBT - TRIAC			
Led color	Nominal lm	Beam spread		
2700K	7x470	360°		

Wire - Cavo Cylinder for Bulb - Cilindro porta-lampada

Black - Nero Black - Nero

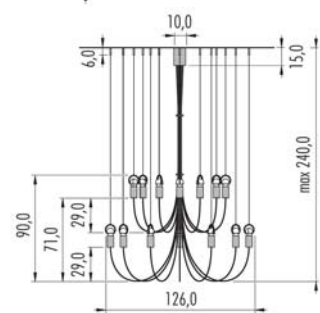
Jumbo J14



IP20	Ⓛ	CE	▽	⊕
220-240V	e27 14x4W	CRI>80		
3J14.12L.02	IGBT - TRIAC			
Led color	Nominal lm	Beam spread		
2700K	14x470	360°		

Wire - Cavo Cylinder for Bulb - Cilindro porta-lampada

Black - Nero Black - Nero



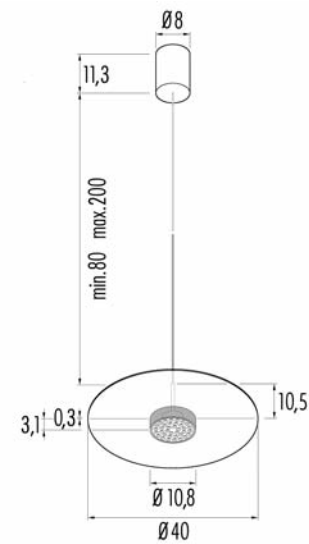
Host - S Ø 40,0 by e-Clipso

The Host by e-Clipso design is the perfect fusion of lightness, minimalism and technology:


- the light source, named e-Clipso, enables exceptional visual comfort (UGR<8);
- in addition to white and black colors, the design achieves a new level of sensuality with the new copper, brass and bronze colors;
- the sophisticated black cable-winding mechanism lets Host by e-Clipso be positioned at the desired height.

Il design della Host by e-Clipso è l'incontro tra leggerezza, minimalismo e tecnologia:


- la sorgente luminosa definita e-Clipso, permette di raggiungere un confort luminoso impareggiabile (UGR<8);
- oltre ai colori bianco e nero, il design esprime ulteriore sensualità con i nuovi colori rame, ottone e bronzo;
- il sofisticato meccanismo di avvolgimento del cavo di colore nero, permette a Host by e-Clipso di essere posizionata all'altezza desiderata.




Host - S Ø 40,0 by e-Clipso




22 Black - Nero



66 White - Bianco



6X Light Brass - Ottone Chiaro



6Y Light Copper - Rame Chiaro



6Z Light Bronze - Bronzo Chiaro

UGR<8	IP40	©	Ø40cm	CE	▽	⊕
	220-240V		9W led	CRI>95		
	3H4S.D3	M. □	dim. IGBT			
	3H4S.E3	M. □	DALI - Push			
	Led color	Nominal lm	Beam spread			
	2 = 2700K	700	40°			
	3 = 3000K	755				

Host - S Ø 80,0 by e-Clipso

Host Ø 80cm by e-Clipso represents the state of art in aluminum craftsmanship and it's part of the "iGIGANTI" collection.

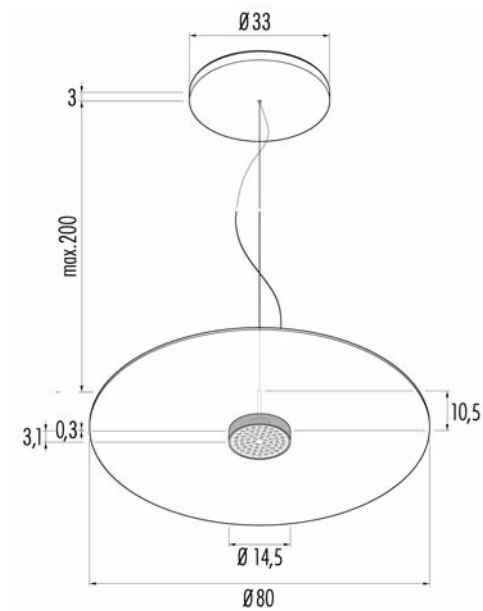
Its design is the perfect fusion of lightness, minimalism and technology:

- the light source, named e-Clipso, enables exceptional visual comfort (UGR<8);
- in addition to white and black finishes, the design achieves a new level of sensuality with the new copper, brass and bronze finishes;

Host Ø 80cm by e-Clipso rappresenta lo stato dell'arte nella lavorazione dell'alluminio. La versione con Ø 80cm, fa parte della collezione "iGIGANTI".

Il design è l'incontro tra leggerezza, minimalismo e tecnologia:

- la sorgente luminosa definita e-Clipso, permette di raggiungere un confort luminoso impareggiabile (UGR<8);
- oltre ai colori bianco e nero, il design esprime ulteriore sensualità con i nuovi colori rame, ottone e bronzo;





□ 22 Black - Nero

□ 66 White - Bianco

Host - S Ø 80,0 by e-Clipso



□ 6X Light Brass - Ottone Chiaro

□ 6Y Light Copper - Rame Chiaro

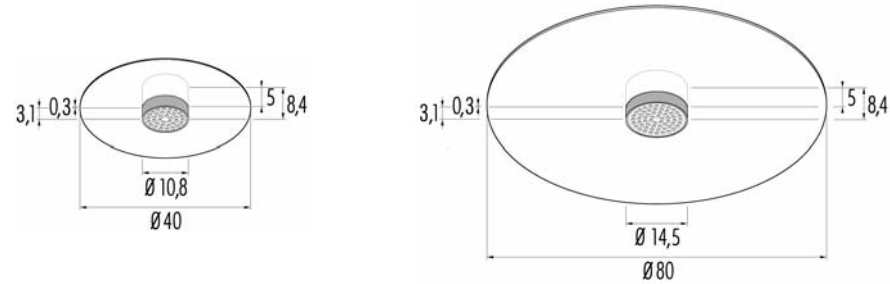
□ 6Z Light Bronze - Bronzo Chiaro

UGR<8	IP40	©	Ø80cm	CE	▽	⊕
	220-240V		18W led	CRI>95		
	3H8S.D4	■ M. □	dimm. IGBT - TRIAC			
	3H8S.E4	■ M. □	DALI - Push			
	■ Led color	Nominal lm	Beam spread			
	2 = 2700K	1132	40°			
	3 = 3000K	1142				

Host - P by e-Clipso

Decorative ceiling lamp, equipped with a high-tech light source (e-Clipso) for an exceptional visual comfort (UGR<8).
Its design is the perfect fusion of lightness, minimalism and technology.
In addition to white and black finishes, the design achieves a new level of sensuality with the new copper, brass and bronze finishes.
The Ø 80 cm version of Host represents the state of art in aluminum craftsmanship, becoming part of the "iGIGANTI" collection.
Perfect for illuminating refined high-end residential and large contract projects.

*Lampada a plafone decorativa, la cui sorgente luminosa altamente tecnologica (e-Clipso), raggiunge un confort visivo senza eguali (UGR<8).
Il design è l'incontro tra leggerezza, minimalismo e tecnologia.
Oltre ai colori bianco e nero, il design esprime ulteriore sensualità con i nuovi colori rame, ottone e bronzo.
Host nella variante Ø 80cm, rappresenta lo stato dell'arte nella lavorazione dell'alluminio, entrando a far parte della collezione "iGIGANTI".
Ideale per illuminare ricercati progetti residenziali, ed ampi spazi nel contract.*



Host - P Ø 40,0 by e-Clipso



02 Black - Nero



X Light Brass - Ottone Chiaro



06 White - Bianco



Y Light Copper - Rame Chiaro



Z Light Bronze - Bronzo Chiaro

IP40	©	Ø40cm	CE	▽	⊕
220-240V		9W led	CRI>95		
3H4P.D3	M.	<input type="checkbox"/>	dimm. IGBT		
3H4P.E3	M.	<input type="checkbox"/>	DALI - Push		
Led color	Nominal lm	Beam spread			
2 = 2700K	700	40°			
3 = 3000K	755				

UGR<8

Host - P Ø 80,0 by e-Clipso



02 Black - Nero



X Light Brass - Ottone Chiaro



06 White - Bianco



Y Light Copper - Rame Chiaro



Z Light Bronze - Bronzo Chiaro

IP40	©	Ø80cm	CE	▽	⊕
220-240V		18W led	CRI>95		
3H8P.D4	M.	<input type="checkbox"/>	dimm. IGBT - TRIAC		
3H8P.E4	M.	<input type="checkbox"/>	DALI - Push		
Led color	Nominal lm	Beam spread			
2 = 2700K	1132	40°			
3 = 3000K	1142				

UGR<8

Invisibile V1A UGR < 5

Invisibile V1 is a revolutionary project, developed to achieve the maximum glare control. It's provided with TIR optical design (total internal reflection), that makes this product a champion of efficiency and visual comfort.

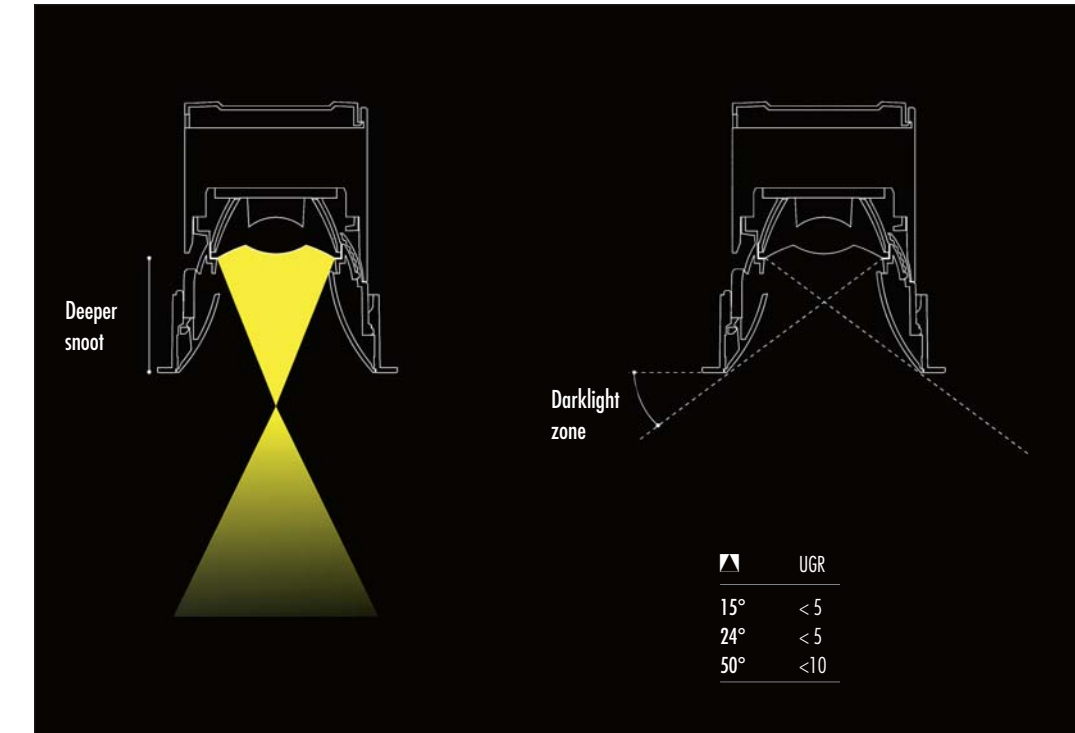
Invisibile V1 è un progetto rivoluzionario, sviluppato per ottenere il massimo controllo sull'abbagliamento. È equipaggiato con l'ottica TIR (riflessione interna totale) che rende questo prodotto campione di efficienza e confort visivo.



Invisibile Technology

The use of TIR optical design allows to concentrate the light from the outside to the middle of the lens. The light, inside the projector, is focused toward the middle, to be spread at the outgoing stage. The purpose is to minimize the reflection of the light on the reflector, obtaining a direct and clean light emission.

L'utilizzo dell'ottica TIR permette di concentrare la luce dall'esterno verso il centro della lente. La luce, all'interno del proiettore, viene concentrata verso il centro, per poi essere diffusa in fase di uscita. Lo scopo è quello di minimizzare la riflessione della luce sulla parabola, ottenendo l'emissione della luce in modo diretto e pulito.



Deeper snoot

The recessed light source allows a deeper snoot reducing glare and creating a "blind" projector effect in the absence of reflections internally.

L'arretramento della sorgente luminosa permette un posizionamento più nascosto dell'ottica TIR, riducendo l'abbagliamento e creando l'effetto di un proiettore "cieco" in assenza di riflessioni al suo interno.

Glareless design

The reflector of the light source is designed to increase the dark zone, reducing strongly the dazzle effect.

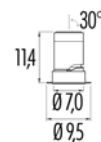
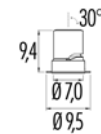
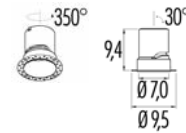
La parabola della sorgente luminosa ha un design che aumenta la zona d'ombra, riducendo notevolmente il livello di abbagliamento.

Invisibile V1A Ø 7,0 trimless

for plasterboard - per cartongesso



□ Frame - Struttura
 02 ● Black - Nero
 06 ○ White - Bianco



IP40	MC-E=3	CE
250m/A	LED 9W	CRI>90
3V1A.3 ■▲□		
■ Led color	Nominal lm	▲ Beam spread
2 = 2700K	1280	L = 50°
3 = 3000K	1318	S = 24°
		T = 15°

© (m-M) Driver
3KIT.250.1L (1-1) on/off
3KIT.251.28 (1-2) DALI - Push - 1...10V
remote installation - in remoto
3KIT.252.12 (1-1) DALI - Push
3KIT.253.13 (1-1) Push - 1...10V
3KIT.254.12 (1-1) IGBT - TRIAC

350m/A	LED 15W	CRI>90
3V1A.3 ■▲□		
■ Led color	Nominal lm	▲ Beam spread
2 = 2700K	2400	L = 50°
3 = 3000K	2472	S = 24°
		T = 15°

© (m-M) Driver
3KIT.350.1L (1-1) on/off
3KIT.351.40 (1-2) DALI - Push - 1...10V
remote installation - in remoto
3KIT.352.15 (1-1) DALI
3KIT.353.15 (1-1) Push - 1...10V
3KIT.354.18 (1-1) IGBT - TRIAC

500m/A	LED 20W	CRI>90
3V1A.4 ■▲□		
■ Led color	Nominal lm	▲ Beam spread
2 = 2700K	3100	L = 50°
3 = 3000K	3193	S = 24°
		T = 15°

© (m-M) Driver
3KIT.500.1L (1-1) on/off
3KIT.501.50 (1-2) DALI - Push - 1...10V
remote installation - in remoto
3KIT.502.20 (1-1) DALI
3KIT.503.20 (1-1) Push - 1...10V
3KIT.504.20 (1-1) IGBT - TRIAC



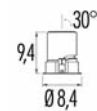
housing for plasterboard - cassaforma cartongesso
TVR1.075.01

(m-M) = min. Led unit - Max Led unit. Led warranty only when used together with driver bought from Oty srl.
 (m-M) = gestione minima e massima delle unità Led. I Led sono coperti da garanzia solo se utilizzati in abbinamento con i driver forniti dalla Oty srl.



Invisibile V1B Ø 8,4 with trim

for plasterboard - per cartongesso



IP40	MC-E=3	CE
250m/A	LED 9W	CRI>90
3V1B.3		
■ Led color	Nominal lm	▲ Beam spread
2 = 2700K	1280	L = 50°
3 = 3000K	1318	S = 24°
		T = 15°

© (m-M) Driver

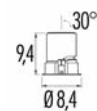
3KIT.250.1L (1-1) on/off

3KIT.251.28 (1-2) DALI - Push - 1...10V
remote installation - in remoto

3KIT.252.12 (1-1) DALI - Push

3KIT.253.13 (1-1) Push - 1...10V

3KIT.254.12 (1-1) IGBT - TRIAC



350m/A	LED 15W	CRI>90
3V1B.3		
■ Led color	Nominal lm	▲ Beam spread
2 = 2700K	2400	L = 50°
3 = 3000K	2472	S = 24°
		T = 15°

© (m-M) Driver

3KIT.350.1L (1-1) on/off

3KIT.351.40 (1-2) DALI - Push - 1...10V
remote installation - in remoto

3KIT.352.1 (1-1) DALI

3KIT.353.15 (1-1) Push - 1...10V

3KIT.354.18 (1-1) IGBT - TRIAC



500m/A	LED 20W	CRI>90
3V1B.4		
■ Led color	Nominal lm	▲ Beam spread
2 = 2700K	3100	L = 50°
3 = 3000K	3193	S = 24°
		T = 15°

© (m-M) Driver

3KIT.500.1L (1-1) on/off

3KIT.501.50 (1-2) DALI - Push - 1...10V
remote installation - in remoto

3KIT.502.20 (1-1) DALI

3KIT.503.20 (1-1) Push - 1...10V

3KIT.504.20 (1-1) IGBT - TRIAC



□ 22 Black - Nero



□ 26 Black/White - Nero/Bianco



□ 66 White - Bianco



□ 62 White/Black - Bianco/Nero

(m-M) = min. Led unit - Max Led unit. Led warranty only when used together with driver bought from Oty srl.

(m-M) = gestione minima e massima delle unità Led. I Led sono coperti da garanzia solo se utilizzati in abbinamento con i driver forniti dalla Oty srl.

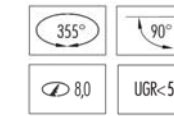
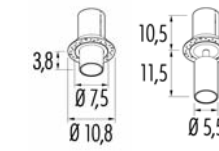

Invisibile V2 Pull Out UGR < 5

Invisibile V2 is a semi-recessed spotlight with pull-out cylinder to direct the light. Available with both trimless (V2A) and with trim (V2B) version. Cylinders are available in six finishes: white/black both embossed painted; nickel/brass/rose bronze all brushed anodized; polished anodized black titanium. It's a revolutionary project, developed to achieve the maximum glare control. It's provided with TIR optical design (total internal reflection), that makes this product champion of efficiency and visual comfort.

Invisibile V2 è un semi-incasso il cui cilindro può essere estratto per direzionare la luce. È disponibile nella versione senza bordo (V2A), e con bordo (V2B). I cilindri sono disponibili in sei varianti: bianco/nero goffrati verniciati; nickel/ottone/bronzo rosato tutti anodizzati spazzolati; titanio nero anodizzato lucido. Progetto rivoluzionario, sviluppato per ottenere il massimo controllo sull'abbigliamento, è equipaggiato con l'ottica TIR (riflessione interna totale) che lo rende campione di efficienza e confort visivo.

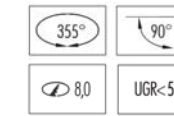
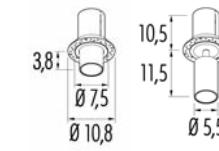


Invisibile V2A Pull Out trimless



Invisibile V2A Ø 5,5 trimless

for plasterboard - per cartongesso



IP40

MC-E=3



250m/A

LED 9W

CRI>90

4V2A.3

with honeycomb - con frangiglucce

Led color

Nominal lm

Beam spread

2 = 2700K

1280

M = 36°

3 = 3000K

1318

S = 24°

T = 15°

(m-M) Driver

3KIT.250.1L (1-1) on/off

3KIT.251.2B (1-2) DALI - Push - 1...10V

remote installation - in remoto

3KIT.252.12 (1-1) DALI - Push

3KIT.253.13 (1-1) Push - 1...10V

3KIT.254.12 (1-1) IGBT - TRIAC

IP40

MC-E=3



350m/A

LED 15W

CRI>90

4V2A.3

with honeycomb - con frangiglucce

Led color

Nominal lm

Beam spread

2 = 2700K

2400

M = 36°

3 = 3000K

2472

S = 24°

T = 15°

(m-M) Driver

3KIT.350.1L (1-1) on/off

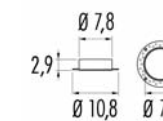
3KIT.351.40 (1-2) DALI - Push - 1...10V

remote installation - in remoto

3KIT.352.15 (1-1) DALI - Push

3KIT.353.15 (1-1) Push - 1...10V

3KIT.354.18 (1-1) IGBT - TRIAC



housing for plasterboard - cassaforma cartongesso

1VR1.100.01

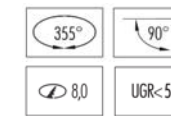
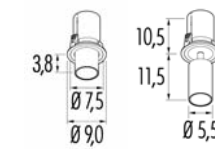
(m-M) = min. Led unit - Max Led unit. Led warranty only when used together with driver bought from Oty srl.

(m-M) = gestione minima e massima delle unità Led. I Led sono coperti da garanzia solo se utilizzati in abbinamento con i driver forniti dalla Oty srl.

Invisibile V2B Pull Out with trim



Invisibile V2B with black edge (ring) and brushed nickel cylinder.
Invisibile V2B con bordo nero e cilindro nickel spazzolato.



Invisibile V2B Ø 5,5 with trim
for plasterboard - per cartongesso

IP40 MC-E=3 CE
250m/A LED 9W CRI>90
4V2B.3
with honeycomb - con frangiluce

Led color	Nominal lm	Beam spread
2 = 2700K	1280	M = 36°
3 = 3000K	1318	S = 24° T = 15°

(m-M) Driver
3KIT.250.1L (1-1) on/off
3KIT.251.2B (1-2) DALI - Push - 1...10V
remote installation - in remoto
3KIT.252.12 (1-1) DALI - Push
3KIT.253.13 (1-1) Push - 1...10V
3KIT.254.12 (1-1) IGBT - TRIAC

IP40 MC-E=3 CE
350m/A LED 15W CRI>90
4V2B.3
with honeycomb - con frangiluce

Led color	Nominal lm	Beam spread
2 = 2700K	2400	M = 36°
3 = 3000K	2472	S = 24° T = 15°

(m-M) Driver
3KIT.350.1L (1-1) on/off
3KIT.351.40 (1-2) DALI - Push - 1...10V
remote installation - in remoto
3KIT.352.15 (1-1) DALI
3KIT.353.15 (1-1) Push - 1...10V
3KIT.354.18 (1-1) IGBT - TRIAC



22 Black - Nero 26 Black/White
Nero/Bianco



62 White/Black
Bianco/Nero 66 White - Bianco

Cylinder with BLACK ring
Cilindro con anello NERO

- 22 Black - Nero
- 26 White - Bianco
- 2N1 Brushed Nickel - Nickel Spazzolato
- 2S4 Brushed Brass - Ottone Spazzolato
- 2T Glossy Black Titanium - Titanio Nero Lucido
- 2Z3 Brushed Rose Bronze - Bronzo Rosato Spazzolato

Cylinder with WHITE ring
Cilindro con anello BIANCO

- 62 Black - Nero
- 66 White - Bianco
- 6N1 Brushed Nickel - Nickel Spazzolato
- 6S4 Brushed Brass - Ottone Spazzolato
- 6T Glossy Black Titanium - Titanio Nero Lucido
- 6Z3 Brushed Rose Bronze - Bronzo Rosato Spazzolato

(m-M) = min. Led unit - Max Led unit. Led warranty only when used together with driver bought from Oty srl.
(m-M) = gestione minima e massima delle unità Led. I Led sono coperti da garanzia solo se utilizzati in abbinamento con i driver forniti dalla Oty srl.

Invisibile V3D UGR < 5

Invisibile V3D is a wall/ceiling lamp with both black or white structure. Cylinders are available in six finishes: white/black both embossed painted; nickel/brass/rose bronze all brushed anodized; polished anodized black titanium. It's a revolutionary project, developed to achieve the maximum glare control. It's provided with TIR optical design (total internal reflection), that makes this product champion of efficiency and visual comfort.

Invisibile V3D è una lampada a parete/plafone disponibile con struttura di colore nero o bianco. I cilindri sono disponibili in sei varianti: bianco/nero goffrati verniciati; nickel/ottone/bronzo rosato tutti anodizzati spazzolati; titanio nero anodizzato lucido. È un progetto rivoluzionario, sviluppato per ottenere il massimo controllo sull'abbagliamento. È equipaggiato con l'ottica TIR (riflessione interna totale) che lo rende campione di efficienza e confort visivo.

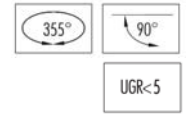
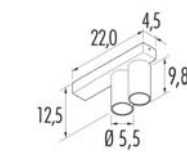


Invisibile V3D ø 5,5



Invisibile V3D with black frame and brushed rose bronze cylinders.
Invisibile V3D con struttura nera e cilindri in bronzo rosato spazzolato.

Invisibile V3D ø 5,5



IP20 ©	MC-E=3	CE ▽ ⊕
220-240V	LED 2x15W	CRI>90
4V3D. 3 ■ ▽ □	dim. IGBT - TRIAC	
<i>with honeycomb - con frangiluce</i>		
4V3DA3 ■ ▽ □	DALI - Push	
<i>with honeycomb - con frangiluce</i>		
■ Led color	Nominal lm	▽ Beam spread
2 = 2700K	2x2400	M = 36°
3 = 3000K	2x2472	S = 24°
		T = 15°



22 Black - Nero



66 White - Bianco

Cylinders with BLACK frame
Cilindri con struttura di colore NERO

- 22 ● Black - Nero
- 26 ● White - Bianco
- 2N1 ● Brushed Nickel - Nickel Spazzolato
- 2S4 ● Brushed Brass - Ottone Spazzolato
- 2T ● Glossy Black Titanium - Titanio Nero Lucido
- 2Z3 ● Brushed Rose Bronze - Bronzo Rosato Spazzolato


Cylinders with WHITE frame
Cilindri con struttura di colore BIANCO

- 62 ● Black - Nero
- 66 ● White - Bianco
- 6N1 ● Brushed Nickel - Nickel Spazzolato
- 6S4 ● Brushed Brass - Ottone Spazzolato
- 6T ● Glossy Black Titanium - Titanio Nero Lucido
- 6Z3 ● Brushed Rose Bronze - Bronzo Rosato Spazzolato


Isotta 01

Wall and ceiling lamp with opaque white glass and aluminium structure.
The shape of the glass provides uniform light distribution.
IP65 rating makes Isotta 01 ideal for both indoor and outdoor installations.
Available with saltiness protection too.

*Lampada da parete e plafone in vetro bianco opaco con struttura in alluminio.
Il design del vetro diffonde la luce in modo omogeneo.
Il grado di protezione IP65 rende Isotta 01 ideale per installazioni sia indoor
che outdoor. È disponibile la versione con protezione dalla salsedine.*



02 Black - Nero



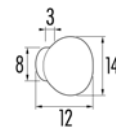
06 White - Bianco



S3 Anodic Brass - Anodic Ottone



Z1 Anodic Bronze - Anodic Bronzo




UGR<12

IP65 © MC-E=3 CE ▽ ⊕
220-240V 6W CRI>95
3TT1.H2 L. □ dimm. IGBT

saltiness protection - protezione contro la salsedine

4TT1.H2 L. □ dimm. IGBT

Led color	Nominal lm	Beam spread
2 = 2700 K	635	240°
3 = 3000 K	681	





Italo 01

Wall lamp made of aluminium with no visible fixing screws.
The light source towards the wall creates a comfortable indirect light.
IP65 rating makes Italo 01 ideal for both indoor and outdoor installations.
Available with saltiness protection too.

*Lampada a parete in alluminio, nessuna vite di fissaggio a vista.
La sorgente luminosa posizionata verso la parete, crea una luce indiretta confortevole.
Il grado di protezione IP65 rende Italo 01 ideale per installazioni sia indoor
che outdoor. È disponibile la versione con protezione dalla salsedine.*



Italo 01



06 Matt White - Bianco Opaco



02 Matt Black - Nero Opaco



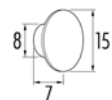
S3 Anodic Brass - Anodic Ottone



Z1 Anodic Bronze - Anodic Bronzo



XX Neutral with Primer for customizable painting.
Neutra con Primer per dipintura personalizzabile.



UGR<14

IP65 © MC-E=3 CE ▽ ⊕
220-240V 10W CRI>90
3TL1.H2 L. □ dimm. IGBT - TRIAC

saltiness protection - protezione contro la salsedine

4TL1.H2 L. □ dimm. IGBT - TRIAC

Led color	Nominal lm	Beam spread
2 = 2700 K	1280	120°
3 = 3000 K	1360	



MoMa - S by e-Clipso

MoMa by e-Clipso represents the state of art in aluminum craftsmanship. Pendant MoMa is available in Ø40 cm and Ø60 cm.

Its design is the perfect fusion of lightness, minimalism and technology:

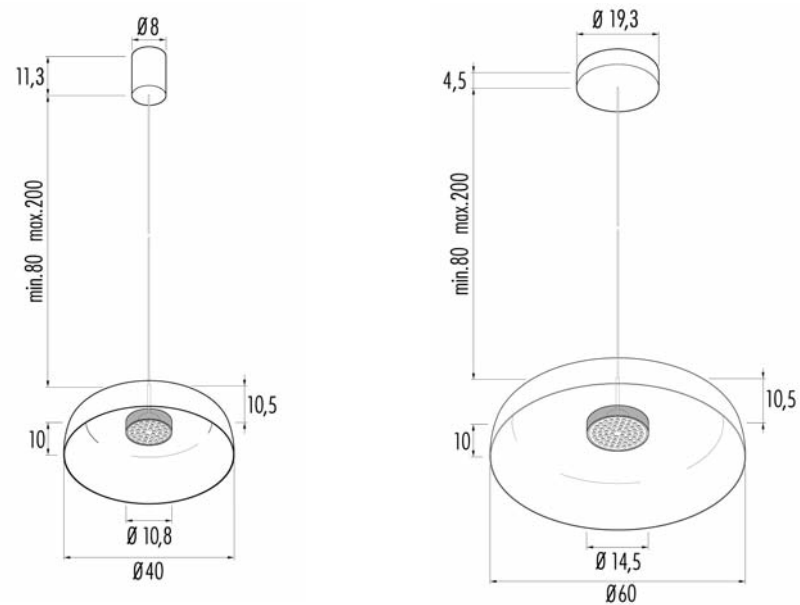
- the light source, named e-Clipso, enables exceptional visual comfort (UGR<8);
- in addition to white and black colors, the design achieves a new level of sensuality with the new copper, brass and bronze colors;
- the sophisticated black cable-winding mechanism lets Moma by e-Clipso be positioned at the desired height.

MoMa by e-Clipso rappresenta lo stato dell'arte nella lavorazione dell'alluminio.

MoMa a sospensione è disponibile nel Ø40 cm e Ø60 cm.

Il design è l'incontro tra leggerezza, minimalismo e tecnologia:

- la sorgente luminosa definita e-Clipso, permette di raggiungere un confort luminoso impareggiabile (UGR<8);
- oltre ai colori bianco e nero, il design esprime ulteriore sensualità con i nuovi colori rame, ottone e bronzo;
- il sofisticato meccanismo di avvolgimento del cavo di colore nero, permette a MoMa by e-Clipso di essere posizionata all'altezza desiderata.



MoMa - S by e-Clipso



22 Black - Nero



66 White - Bianco

UGR<8	IP40	©	Ø40cm	CE	▽	⊕
	220-240V		9W led	CRI>95		
	3M4S.D3	M. □	dim. IGBT			
	3M4S.E3	M. □	DALI - Push			
	■ Led color		Nominal lm		Beam spread	
	2 = 2700K		700		40°	
	3 = 3000K		755			



6X Light Brass - Ottone Chiaro



6Y Light Copper - Rame Chiaro



6Z Light Bronze - Bronzo Chiaro

UGR<8	IP40	©	Ø60cm	CE	▽	⊕
	220-240V		18W led	CRI>95		
	3M6S.D4	M. □	dim. IGBT - TRIAC			
	3M6S.E4	M. □	DALI - Push			
	■ Led color		Nominal lm		Beam spread	
	2 = 2700K		1132		40°	
	3 = 3000K		1142			

MoMa - P by e-Clipso

MoMa by e-Clipso represents the state of art in aluminum craftsmanship.
Ceiling MoMa is available in Ø40 cm and Ø60 cm.

Its design is the perfect fusion of lightness, minimalism and technology:

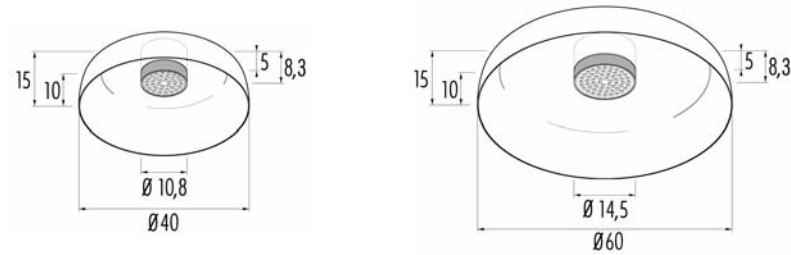
- the light source, named e-Clipso, enables exceptional visual comfort (UGR<5);
- in addition to white and black colors, the design achieves a new level of sensuality with the new copper, brass and bronze colors.

MoMa by e-Clipso rappresenta lo stato dell'arte nella lavorazione dell'alluminio.

MoMa a plafone è disponibile nel Ø40 cm e Ø60 cm.

Il design è l'incontro tra leggerezza, minimalismo e tecnologia:

- la sorgente luminosa definita e-Clipso, permette di raggiungere un confort luminoso impareggiabile (UGR<5).
- oltre ai colori bianco e nero, il design esprime ulteriore sensualità con i nuovi colori rame, ottone e bronzo.





02 Black - Nero



06 White - Bianco

IP40	©	Ø40cm	CE	▽	⊕
220-240V		9W led	CRI>95		
3M4P.D3	■ M. <input type="checkbox"/>	dim. IGBT			
3M4P.E3	■ M. <input type="checkbox"/>	DALI - Push			
■ Led color		Nominal lm	Beam spread		
2 = 2700K		700	40°		
3 = 3000K		755			

UGR<8

MoMa - P by e-Clippo



X Light Brass - Ottone Chiaro



Y Light Copper - Rame Chiaro

IP40	©	Ø60cm	CE	▽	⊕
220-240V		18W led	CRI>95		
3M6P.D4	■ M. <input type="checkbox"/>	dim. IGBT - TRIAC			
3M6P.E4	■ M. <input type="checkbox"/>	DALI - Push			
■ Led color		Nominal lm	Beam spread		
2 = 2700K		1132	40°		
3 = 3000K		1142			

UGR<8

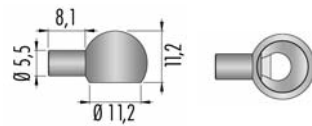


Z Light Bronze - Bronzo Chiaro

Nelly

Decorative wall lamp composed of a cylinder and a hemisphere, whose rotation can be locked within a 216° range from left to right. Perfect for creating sophisticated spaces with a soft, ambient glow. In addition to white and black finishes, the minimalist design achieves a new level of sensuality with the new copper, brass and bronze finishes.

Lampada decorativa a parete composta da un cilindro e da una emisfera, la cui rotazione può essere bloccata in un range di 216° da sinistra a destra. Ideale per creare zone preziose dalla morbida atmosfera. Oltre ai colori bianco e nero, il design minimalista esprime ulteriore sensualità con i nuovi colori rame, ottone e bronzo.





02 Black - Nero



06 White - Bianco

IP20 ⓘ		CE ⚡ ⊕
220-240V	e27 4W	CRI>80
3N01.12L. <input type="checkbox"/>	dimm. IGBT - Triac	
<i>Led color</i>	<i>Nominal lm</i>	<i>Beam spread</i>
2700K	470	40°



X Light Brass - Ottone Chiaro



Y Light Copper - Rame Chiaro

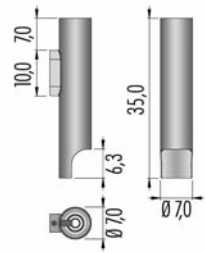


Z Light Bronze - Bronzo Chiaro

Nemo

Aluminum cylinder with a contoured bottom.
The anti-glare louver softens the luminous flux of the LED source.
Nemo is perfect for illuminating refined high-end residential and large contract projects.
In addition to white and black finishes, the design achieves a new level of sensuality
with the new copper, brass and bronze finishes.

*Cilindro in alluminio sagomato nella parte inferiore.
Il filtro frangiluce ammorbidisce il flusso luminoso della sorgente led.
Nemo è ideale per illuminare ricercati progetti residenziali ed ampi spazi nel contract.
Oltre ai colori bianco e nero, il design esprime ulteriore sensualità con i nuovi colori
rame, ottone e bronzo.*





02 Black - Nero



06 White - Bianco

IP20	Flicker < 20%	CE	V	⊕
220-240V	9,5W	CRI>90		
4N05.K2S <input type="checkbox"/>	dim. IGBT - TRIAC			
<i>with honeycomb - con frangiluce</i>				
Led color	Nominal lm	Beam spread		
2700K	710	24°		



X Light Brass - Ottone Chiaro



Y Light Copper - Rame Chiaro



Z Light Bronze - Bronzo Chiaro

Pop Bijou

Pendant light composed of an aluminum cylinder and a Pyrex glass sphere.
The cylinder comes in a choice of white, black, copper, brass and bronze.

Bijou is available in three versions:

- pendant with concealed canopy (Arc);
- pendant with external canopy (Cup);
- element for Filo System compositions.

Bijou is perfect for illuminating refined high-end residential and large contract projects.

Sospensione composta da un cilindro in alluminio ed una sfera in vetro pirex.

Il cilindro è declinato nei colori bianco, nero, rame, ottone e bronzo.

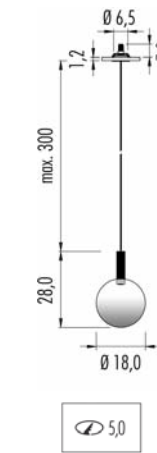
Bijou è disponibile nelle tre versioni:

- *sospensione con rosone a scomparsa (Arc);*
- *sospensione con rosone esterno (Cup);*
- *elemento per composizioni del Sistema Filo.*

Bijou è ideale per illuminare ricercati progetti residenziali ed ampi spazi nel contract.



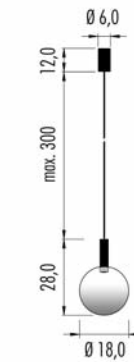
Bijou in light brass colour. Bijou in colore ottone chiaro ►



IP40	©	ARC	CE	▽	⊕
220-240V		6W			CRI>90
3BUA.2	■ S. □	dimmable IGBT - Triac			
■ Led color		Nominal lm			Beam spread
2 = 2700K		528			25°
3 = 3000K		552			

□ frame with white ARC canopy
struttura con rosone ARC bianco

62	●	Black	- Nero
66	○	White	- Bianco
6X	●	Light Brass	- Ottone Chiaro
6Y	●	Light Copper	- Rame Chiaro
6Z	●	Light Bronze	- Bronzo Chiaro



IP40	©	CUP	CE	▽	⊕
220-240V		6W			CRI>90
3BUC.2	■ S. □	on/off			
■ Led color		Nominal lm			Beam spread
2 = 2700K		528			25°
3 = 3000K		552			

□ frame with black CUP canopy
struttura con rosone CUPnero

22	●	Black	- Nero
66	○	White	- Bianco
2X	●	Light Brass	- Ottone Chiaro
2Y	●	Light Copper	- Rame Chiaro
2Z	●	Light Bronze	- Bronzo Chiaro

66: white CUP with white frame
66: rosone CUP bianco con struttura bianca

Pop C'est Moi

Ultra-minimalist pendant light with a cylinder available in white, black, copper, brass, and bronze.

C'est Moi is available in three versions:

- pendant with concealed canopy (Arc);
- pendant with external canopy (Cup);
- element for Filo System compositions.

C'est Moi is perfect for illuminating refined high-end residential and large contract projects.

Sospensione ultra minimalista il cui cilindro viene declinato nei colori bianco, nero, rame, ottone e bronzo.

C'est Moi è disponibile nelle tre versioni:

- *sospensione con rosone a scomparsa (Arc);*
- *sospensione con rosone esterno (Cup);*
- *elemento per composizioni del Sistema Filo.*

C'est Moi è ideale per illuminare ricercati progetti residenziali ed ampi spazi nel contract.





Black - Nero



White - Bianco

black power supply cable - cavo di alimentazione nero



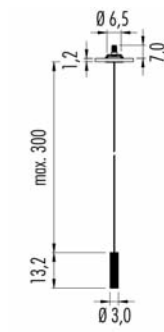
Light Brass - Ottone Chiaro



Light Copper - Rame Chiaro



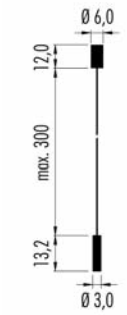
Light Bronze - Bronzo Chiaro



IP20	©	ARC	CE	▽	⊕
220-240V		6W			CRI>90
3CMA.2	S.	<input type="checkbox"/>	dimmable IGBT - Triac		
Led color	Nominal lm	Beam spread			
2 = 2700K	528	20°			
3 = 3000K	552				

frame with white ARC canopy
struttura con rosone ARC bianco

- 62 ● Black - Nero
- 66 ○ White - Bianco
- 6X ● Light Brass - Ottone Chiaro
- 6Y ● Light Copper - Rame Chiaro
- 6Z ● Light Bronze - Bronzo Chiaro



IP20	©	CUP	CE	▽	⊕
220-240V		6W			CRI>90
3CMC.2	S.	<input type="checkbox"/>	on/off		
Led color	Nominal lm	Beam spread			
2 = 2700K	528	20°			
3 = 3000K	552				

frame with black CUP canopy
struttura con rosone CUP nero

- 22 ● Black - Nero
- 66 ○ White - Bianco
- 2X ● Light Brass - Ottone Chiaro
- 2Y ● Light Copper - Rame Chiaro
- 2Z ● Light Bronze - Bronzo Chiaro

66: white CUP with white frame
66: rosone CUP bianco con struttura bianca

Pop C'est Toi

Ultra-minimalist pendant light with a cylinder available in white, black, copper, brass, and bronze. The acid-etched Pyrex glass diffuser is designed to enhance and diffuse the light, creating refined spaces with a soft atmosphere.

C'est Toi is available in three versions:

- pendant with concealed canopy (Arc);
- pendant with external canopy (Cup);
- element for Filo System compositions.

C'est Toi is perfect for illuminating refined high-end residential and large contract projects.

Sospensione ultra minimalista il cui cilindro viene declinato nei colori bianco, nero, rame, ottone e bronzo. Il diffusore in vetro pirex acidato ha la finalità di impreziosire e diffondere la luce, per creare zone preziose dalla morbida atmosfera.

C'est Toi è disponibile nelle tre versioni:

- sospensione con rosone a scomparsa (Arc);
- sospensione con rosone esterno (Cup);
- elemento per composizioni del Sistema Filo.

C'est Toi è ideale per illuminare ricercati progetti residenziali ed ampi spazi nel contract.



C'est Toi in light bronze colour. C'est Toi in colore bronzo chiaro ►



Black - Nero



White - Bianco

black power supply cable - cavo di alimentazione nero



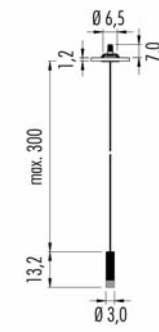
Light Brass - Ottone Chiaro



Light Copper - Rame Chiaro



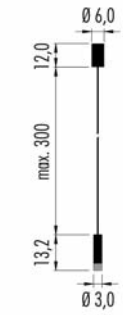
Light Bronze - Bronzo Chiaro



IP20	©	ARC	CE	▽	⊕
220-240V		6W			CRI>90
3CTA.2	S.	<input type="checkbox"/>	dimmable IGBT - Triac		
2	3	Led color	Nominal lm	Beam spread	
		2 = 2700K	528	25°	
		3 = 3000K	552		

frame with white ARC canopy
struttura con rosone ARC bianco

- 62** ● Black - Nero
- 66** ○ White - Bianco
- 6X** ● Light Brass - Ottone Chiaro
- 6Y** ● Light Copper - Rame Chiaro
- 6Z** ● Light Bronze - Bronzo Chiaro



IP20	©	CUP	CE	▽	⊕
220-240V		6W			CRI>90
3CTC.2	S.	<input type="checkbox"/>	on/off		
2	3	Led color	Nominal lm	Beam spread	
		2 = 2700K	528	25°	
		3 = 3000K	552		

frame with black CUP canopy
struttura con rosone CUP nero

- 22** ● Black - Nero
- 66** ○ White - Bianco
- 2X** ● Light Brass - Ottone Chiaro
- 2Y** ● Light Copper - Rame Chiaro
- 2Z** ● Light Bronze - Bronzo Chiaro

66: white CUP with white frame
66: rosone CUP bianco con struttura bianca

Pop Chapeau

Chapeau provides a modern interpretation of the classic hat-shaped pendant. It comes in a choice of white, black, copper, brass and bronze, with an acid-etched Pyrex glass diffuser that's designed to enhance and diffuse the light, creating refined spaces with a soft atmosphere.

Chapeau is available in three versions:

- pendant with concealed canopy (Arc);
- pendant with external canopy (Cup);
- element for Filo System compositions.

Chapeau is perfect for illuminating refined high-end residential and large contract projects.

Chapeau interpreta in chiave moderna la classica sospensione con cappello. È declinata nei colori bianco, nero, rame, ottone e bronzo, con un diffusore in vetro pirex acidato che ha la finalità di impreziosire e diffondere la luce, per creare zone preziose dalla morbida atmosfera.

Chapeau è disponibile nelle tre versioni:

- sospensione con rosone a scomparsa (Arc);
- sospensione con rosone esterno (Cup);
- elemento per composizioni del Sistema Filo.

Chapeau è ideale per illuminare ricercati progetti residenziali ed ampi spazi nel contract.



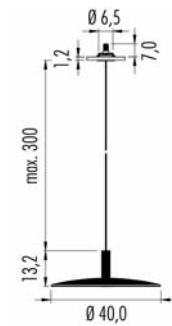
Chapeau in light brass colour. Chapeau in colore ottone chiaro ►



Black - Nero



White - Bianco



black power supply cable - cavo di alimentazione nero

IP20 ©	ARC	CE	▽	⊕
220-240V	6W	CRI>90		
3CHA.2 ■ S. □	dimnable IGBT - Triac			
■ Led color	Nominal lm	Beam spread		
2 = 2700K	528	25°		
3 = 3000K	552			



□ frame with white ARC canopy
struttura con rosone ARC bianco

- 62 ● Black - Nero
- 66 ○ White - Bianco
- 6X ● Light Brass - Ottone Chiaro
- 6Y ● Light Copper - Rame Chiaro
- 6Z ● Light Bronze - Bronzo Chiaro



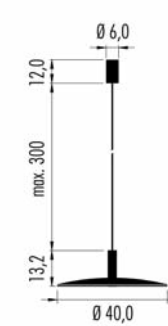
Light Brass - Ottone Chiaro



Light Copper - Rame Chiaro



Light Bronze - Bronzo Chiaro



black power supply cable - cavo di alimentazione nero

IP20 ©	CUP	CE	▽	⊕
220-240V	6W	CRI>90		
3CHC.2 ■ S. □	on/off			
■ Led color	Nominal lm	Beam spread		
2 = 2700K	528	25°		
3 = 3000K	552			

□ frame with black CUP canopy
struttura con rosone CUP nero

- 22 ● Black - Nero
- 66 ○ White - Bianco
- 2X ● Light Brass - Ottone Chiaro
- 2Y ● Light Copper - Rame Chiaro
- 2Z ● Light Bronze - Bronzo Chiaro

66: white CUP with white frame
66: rosone CUP bianco con struttura bianca

Pop Chérie

The combination of two simple geometric solids (cylinder and cone) gives shape to Chérie. It comes in a choice of white, black, copper, brass and bronze, with an acid-etched Pyrex glass diffuser that's designed to enhance and diffuse the light, creating refined spaces with a soft atmosphere.

Chérie is available in three versions:

- pendant with concealed canopy (Arc);
- pendant with external canopy (Cup);
- element for Filo System compositions.

Chérie is perfect for illuminating refined high-end residential and large contract projects.

Il connubio tra la semplicità di due forme geometriche solide (cilindro e cono), dà forma alla Chérie.

È declinata nei colori bianco, nero, rame, ottone e bronzo, con un diffusore in vetro pirex acidato che ha la finalità di impreziosire e diffondere la luce, per creare zone preziose dalla morbida atmosfera.

Chérie è disponibile nelle tre versioni:

- sospensione con rosone a scomparsa (Arc);
- sospensione con rosone esterno (Cup);
- elemento per composizioni del Sistema Filo.

Chérie è ideale per illuminare ricercati progetti residenziali ed ampi spazi nel contract.





Black - Nero



White - Bianco

black power supply cable - cavo di alimentazione nero



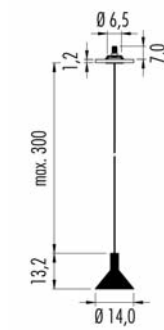
Light Brass - Ottone Chiaro



Light Copper - Rame Chiaro



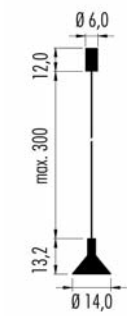
Light Bronze - Bronzo Chiaro



IP20	©	ARC	CE	▽	⊕
220-240V		6W	CRI>90		
3CEA.2	<input type="checkbox"/>	dimmable IGBT - Triac			
<input type="checkbox"/>	Led color	Nominal lm	Beam spread		
<input type="checkbox"/>	2 = 2700K	528	25°		
<input type="checkbox"/>	3 = 3000K	552			

frame with white ARC canopy
struttura con rosone ARC bianco

62	<input checked="" type="radio"/>	Black	- Nero
66	<input type="radio"/>	White	- Bianco
6X	<input type="radio"/>	Light Brass	- Ottone Chiaro
6Y	<input type="radio"/>	Light Copper	- Rame Chiaro
6Z	<input type="radio"/>	Light Bronze	- Bronzo Chiaro



IP20	©	CUP	CE	▽	⊕
220-240V		6W	CRI>90		
3CEC.2	<input type="checkbox"/>	on/off			
<input type="checkbox"/>	Led color	Nominal lm	Beam spread		
<input type="checkbox"/>	2 = 2700K	528	25°		
<input type="checkbox"/>	3 = 3000K	552			

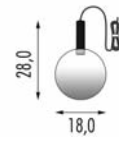
frame with black CUP canopy
struttura con rosone CUP nero

22	<input checked="" type="radio"/>	Black	- Nero
66	<input type="radio"/>	White	- Bianco
2X	<input type="radio"/>	Light Brass	- Ottone Chiaro
2Y	<input type="radio"/>	Light Copper	- Rame Chiaro
2Z	<input type="radio"/>	Light Bronze	- Bronzo Chiaro

66: white CUP with white frame
66: rosone CUP bianco con struttura bianca

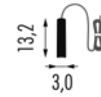
Filo System: 500 m/A

Pop Bijou



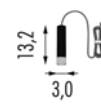
IP40	CE	V	⊕
500 m/A	6W	CRI>90	
3BU1.2	12m Cable		
Led color	Nominal lm	Beam spread	
2 = 2700K	528	25°	
3 = 3000K	552		

Pop C'est Moi



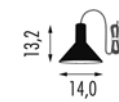
IP20	CE	V	⊕
500 m/A	6W	CRI>90	
3CM1.2	12m Cable		
Led color	Nominal lm	Beam spread	
2 = 2700K	528	20°	
3 = 3000K	552		

Pop C'est Toi



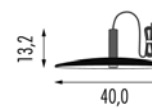
IP20	CE	V	⊕
500 m/A	6W	CRI>90	
3CT1.2	12m Cable		
Led color	Nominal lm	Beam spread	
2 = 2700K	528	25°	
3 = 3000K	552		

Pop Chérie



IP20	CE	V	⊕
500 m/A	6W	CRI>90	
3CE1.2	12m Cable		
Led color	Nominal lm	Beam spread	
2 = 2700K	528	25°	
3 = 3000K	552		

Pop Chapeau

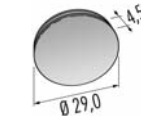


IP20	CE	V	⊕
500 m/A	6W	CRI>90	
3CH1.2	12m Cable		
Led color	Nominal lm	Beam spread	
2 = 2700K	528	25°	
3 = 3000K	552		

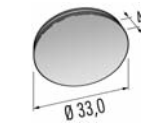
□	Frame - Struttura		
02	Black	- Nero	
06	White	- Bianco	
X	Light Brass	- Ottone Chiaro	
Y	Light Copper	- Rame Chiaro	
Z	Light Bronze	- Bronzo Chiaro	

Bijou in light bronze colour. Bijou in colore bronzo chiaro ►






CUP Canopy © ⊕ min. 3 max 12 diffusers Black - Nero
3FL5.029.02 on/off
3FL5.C29.02 0/1...10V
3FL5.F29.02 DALI - Push



CUP Canopy © ⊕ min. 6 max 24 diffusers Black - Nero
3FL5.033.02 on/off
3FL5.E33.02 DALI - Push - 0/1...10V



mounting supports - supporti di fissaggio Sistema Filo


1KIT.WM5.02 5 units Black - Nero
1KIT.WM8.02 8 units Black - Nero



CUP Canopy © ⊕ for max 2 diffusers Black - Nero
3FL5.CUP.02 on/off



CUP with Plug-in © ⊕ for max 1 diffuser Black - Nero
3FL5.PIN.02 on/off



Mounting supports - Supporti di fissaggio Sistema Filo

1KIT.WM5.02 5 units Black - Nero

1KIT.WM8.02 8 units Black - Nero



Pop Petit

Petit is the result of research into LED miniaturization, as a slender and lightweight casing for a light source.

It comes in a choice of white, black, copper, brass and bronze with the aim of enhancing and diffusing the light, creating refined spaces with a soft atmosphere.

Petit is available in three versions:

- pendant with concealed canopy (Arc);
- pendant with external canopy (Cup);
- element for Filo System compositions.

Petit is perfect for illuminating refined high-end residential and large contract projects.

Dalla ricerca sulla miniaturizzazione del led, nasce Petit come sottile e leggero involucro di una sorgente luminosa.


È declinata nei colori bianco, nero, rame, ottone e bronzo con la finalità di impreziosire e diffondere la luce per creare zone preziose dalla morbida atmosfera.

Petit è disponibile nelle tre versioni:


- sospensione con rosone a scomparsa (Arc);
- sospensione con rosone esterno (Cup);
- elemento per composizioni del Sistema Filo.

Petit è ideale per illuminare ricercati progetti residenziali ed ampi spazi nel contract.

Petit in light bronze colour. Petit in colore bronzo chiaro ►



black power supply cable - cavo di alimentazione nero



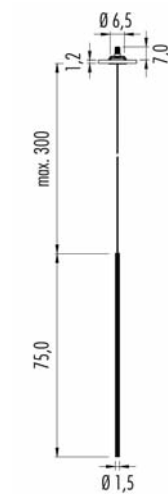
Black - Nero

White - Bianco

Light Brass - Ottone Chiaro

Light Copper - Rame Chiaro

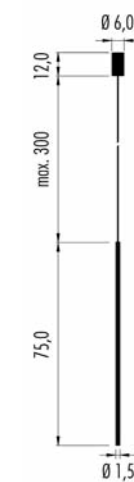
Light Bronze - Bronzo Chiaro



IP54	©	ARC	CE	▽	⊕
220-240V		2,3W	CRI>90		
3PTA.2	■	L.	□	on/off	
■	Led color	Nominal lm	Beam spread		
2	= 2700K	237	60°		
3	= 3000K	256			

□ frame with white ARC canopy
struttura con rosone ARC bianco

- 62 ● Black - Nero
- 66 ○ White - Bianco
- 6X ● Light Brass - Ottone Chiaro
- 6Y ● Light Copper - Rame Chiaro
- 6Z ● Light Bronze - Bronzo Chiaro



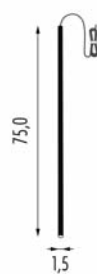
IP20	©	CUP	CE	▽	⊕
220-240V		2,3W	CRI>90		
3PTC.2	■	L.	□	on/off	
■	Led color	Nominal lm	Beam spread		
2	= 2700K	237	60°		
3	= 3000K	256			

□ frame with black CUP canopy
struttura con rosone CUP nero

- 22 ● Black - Nero
- 66 ○ White - Bianco
- 2X ● Light Brass - Ottone Chiaro
- 2Y ● Light Copper - Rame Chiaro
- 2Z ● Light Bronze - Bronzo Chiaro

66: white CUP with white frame
66: rosone CUP bianco con struttura bianca

Pop Petit - Filo System: 700 m/A

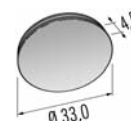


IP20	CE	⚡	⚙️
700 m/A	2,3W	CRI>90	
3PT1.2	L	12m Cable	
■ Led color	Nominal lm	Beam spread	
2 = 2700K	237	60°	
3 = 3000K	256		

□	Frame - Struttura
02 ●	Black - Nero
06 ○	White - Bianco
X ●	Light Brass - Ottone Chiaro
Y ●	Light Copper - Rame Chiaro
Z ●	Light Bronze - Bronzo Chiaro



CUP Canopy © ⊕ min. 3 max 12 diffusers Black - Nero
3FL7.029.02 on/off
3FL7.F29.02 DALI - Push



CUP Canopy © ⊕ min. 6 max 24 diffusers Black - Nero
3FL7.033.02 on/off

CUP Canopy © ⊕ min. 3 max 24 diffusers Black - Nero
3FL7.E33.02 DALI - Push - 0/1...10V



CUP Canopy © ⊕ for max 2 diffusers Black - Nero
3FL7.CUP.02 on/off



CUP with Plug-in © ⊕ for max 1 diffuser Black - Nero
3FL7.PIN.02 on/off



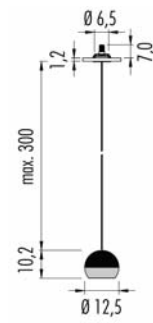
mounting supports - supporti di fissaggio Sistema Filo

1KIT.WM5.02 5 units Black - Nero

1KIT.WM8.02 8 units Black - Nero



Pop Bon Bon



IP20 © **ARC** CE V

220-240V 8W CRI>95

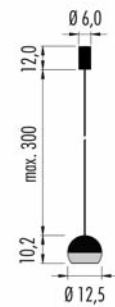
3BBA.2 on/off

■ Led color Nominal lm ▲ Beam spread

2 = 2700K 893 M = 38°

3 = 3000K 939 S = 22°

ARC canopy - rosone: White - Bianco



IP20 © **CUP** CE V

220-240V 8W CRI>95

3BBC.2 on/off

■ Led color Nominal lm ▲ Beam spread

2 = 2700K 893 M = 38°

3 = 3000K 939 S = 22°

look at table - vedi tabella

□ Up Down CUP - Rosone

02	●	●	Black/Black - Nero/Nero	Black - Nero
06	○	○	White/White - Bianco/Bianco	White - Bianco
BC	●	●	Blue/Copper - Blu/Rame	Black - Nero
GC	●	●	Green/Copper - Verde/Rame	Black - Nero
PC	●	●	Rose/Copper - Rosa/Rame	Black - Nero
CR	●	●	Copper/Red - Rame/Rosso	Black - Nero

Black power supply cable.
Cavo di alimentazione, nero.



Pop Bon Bon - Filo System: 250 m/A



IP20	CE	8W	CRI>95
250 m/A			
3BB1.2	12m Cable		
Led color	Nominal lm	Beam spread	
2 = 2700K	893	M = 38°	
3 = 3000K	939	S = 22°	

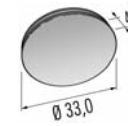
□ Up Down

02	Black/Black	- Nero/Nero
06	White/White	- Bianco/Bianco
BC	Blue/Copper	- Blu/Rame
GC	Green/Copper	- Verde/Rame
PC	Rose/Copper	- Rosa/Rame
CR	Copper/Red	- Rame/Rosso

Black power supply cable.
Cavo di alimentazione, nero.




CUP Canopy © ⊕ min. 3 max 3 diffusers Black - Nero
3FL2.029.02 on/off
3FL2.F29.02 DALI - Push



CUP Canopy © ⊕ min. 6 max 6 diffusers Black - Nero
3FL2.033.02 on/off

CUP Canopy © ⊕ min. 3 max 9 diffusers Black - Nero
3FL2.E33.02 DALI - Push - 0/1...10V



mounting supports - supporti di fissaggio Sistema Filo

1KIT.WM5.02 5 units Black - Nero

1KIT.WM8.02 8 units Black - Nero






CUP Canopy © ⊕ for max 2 diffusers Black - Nero
3FL2.CUP.02 on/off




CUP with Plug-in © ⊕ for max 1 diffuser Black - Nero
3FL2.PIN.02 on/off



Wall - Ceiling Mounting - Supporti di fissaggio Sistema Filo

1KIT.WM5.02 5 units Black - Nero

1KIT.WM8.02 8 units Black - Nero




Pop 00 Ø 3,0 trimless



Pop 00 Ø 3,0 trimless

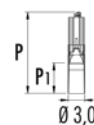
for plasterboard and brickwork - per cartongesso e laterizio



02 Black - Nero



06 White - Bianco



6W led	MC-E=3		
500lm/A			CRI>90
3P00.3	IP40 P=15,3 cm P1=5,6 cm		
3P00.3	IP54 P=15,3 cm P1=4,7 cm		
	<i>Led color</i>	<i>Nominal lm</i>	<i>Beam spread</i>
2	2700K	528	17°
3	3000K	552	



© (m-M) *driver ONLY in remote installation
posizionare il driver in remoto*

3KIT.500.15 (1-1)	on/off
3KIT.501.50 (1-7)	DALI - Push - 1...10V
3KIT.502.20 (1-3)	DALI
3KIT.503.20 (1-3)	Push - 1...10
3KIT.504.10 (1-1)	IGBT - TRIAC

housing for plasterboard - cassaforma cartongesso

1Z00.030.01

housing for brickwork - cassaforma laterizio

1M00.030.01

(m-M) = min. Led unit - Max Led unit. Led warranty only when used together with driver bought from Oty srl.

Pop 00 NaNo Ø 3,0 trimless

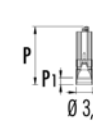
for plasterboard - per cartongesso



02 Black - Nero



06 White - Bianco



6W led	MC-E=3		
500lm/A			CRI>90
3N00.3	IP40 P=10,5 cm P1=1,3 cm		
3N00.3	IP54 P=10,5 cm P1=0,4 cm		
	<i>Led color</i>	<i>Nominal lm</i>	<i>Beam spread</i>
2	2700K	528	25°
3	3000K	552	



© (m-M) *driver ONLY in remote installation
posizionare il driver in remoto*

3KIT.500.15 (1-1)	on/off
3KIT.501.50 (1-7)	DALI - Push - 1...10V
3KIT.502.20 (1-3)	DALI
3KIT.503.20 (1-3)	Push - 1...10
3KIT.504.10 (1-1)	IGBT - TRIAC

Pop P00 NaNo: housing for plasterboard - cassaforma cartongesso

1N00.030.01

(m-M) = gestione minima e massima delle unità Led. I Led sono coperti da garanzia solo se utilizzati in abbinamento con i driver forniti dalla Oty srl.

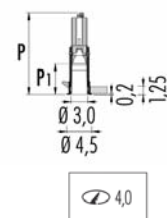
easy Pop 00 Ø 3,0 with trim
for plasterboard and brickwork - per cartongesso e laterizio



□ 02 Black - Nero



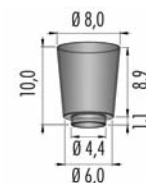
□ 06 White - Bianco



6W led	MC-E=3	CE
500m/A		CRI>90
3E00.3 M. □	IP40 P=15,3 cm P1=5,6 cm	
3E00.3 M9. □	IP54 P=15,3 cm P1=4,7 cm	
■ Led color	Nominal lm	Beam spread
2 = 2700K	528	17°
3 = 3000K	552	

© (m-M) driver ONLY in remote installation
posizionare il driver in remoto

- 3KIT.500.15 (1-1) on/off
- 3KIT.501.50 (1-7) DALI - Push - 1...10V
- 3KIT.502.20 (1-3) DALI
- 3KIT.503.20 (1-3) Push - 1...10
- 3KIT.504.10 (1-1) IGBT - TRIAC



housing for brickwork - cassaforma laterizio

1E00.030.01

(m-M) = min. Led unit - Max Led unit. Led warranty only when used together with driver bought from Oty srl.

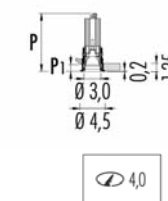
easy Pop 00 NaNo Ø 3,0 with trim
for plasterboard and brickwork - per cartongesso e laterizio



□ 02 Black - Nero



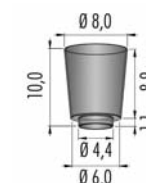
□ 06 White - Bianco



6W led	MC-E=3	CE
500m/A		CRI>90
3F00.3 M. □	IP40 P=10,5 cm P1=1,3 cm	
3F00.3 M9. □	IP54 P=10,5 cm P1=0,4 cm	
■ Led color	Nominal lm	Beam spread
2 = 2700K	528	25°
3 = 3000K	552	

© (m-M) driver ONLY in remote installation
posizionare il driver in remoto

- 3KIT.500.15 (1-1) on/off
- 3KIT.501.50 (1-7) DALI - Push - 1...10V
- 3KIT.502.20 (1-3) DALI
- 3KIT.503.20 (1-3) Push - 1...10
- 3KIT.504.10 (1-1) IGBT - TRIAC




housing for brickwork - cassaforma laterizio

1E00.030.01

(m-M) = gestione minima e massima delle unità Led. I Led sono coperti da garanzia solo se utilizzati in abbinamento con i driver forniti dalla Oty srl.

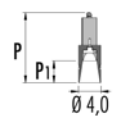
Pop 01 Ø 4,0 trimless
for plasterboard - per cartongesso



□ 02 Black - Nero



□ 06 White - Bianco



6W led	MC-E=3	CE
500m/A		CRI>90
3P01.2 S	IP40 P=13,2 cm P1=3,9 cm	
3P01.2 S9	IP54 P=14,0 cm P1=3,9 cm	
Led color	Nominal lm	Beam spread
2 = 2700K	528	22°
3 = 3000K	552	

© (m-M)	Driver
3KIT.500.15 (1-1)	on/off
3KIT.501.50 (1-7)	DALI - Push - 1...10V remote installation - in remoto
3KIT.502.20 (1-3)	DALI remote installation - in remoto
3KIT.503.20 (1-3)	Push - 1...10 remote installation - in remoto
3KIT.504.10 (1-1)	IGBT - TRIAC remote installation - in remoto

housing for plasterboard - cassaforma cartongesso

1Z00.040.01

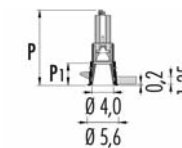
easy Pop 01 Ø 4,0 with trim
for plasterboard and brickwork - per cartongesso e laterizio



□ 02 Black - Nero



□ 06 White - Bianco

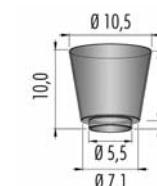


6W led	MC-E=3	CE
500m/A		CRI>90
3E01.2 S	IP40 P=13,2 cm P1=3,9 cm	
3E01.2 S9	IP54 P=14,0 cm P1=3,9 cm	
Led color	Nominal lm	Beam spread
2 = 2700K	528	22°
3 = 3000K	552	

© (m-M)	Driver
3KIT.500.15 (1-1)	on/off
3KIT.501.50 (1-7)	DALI - Push - 1...10V remote installation - in remoto
3KIT.502.20 (1-3)	DALI remote installation - in remoto
3KIT.503.20 (1-3)	Push - 1...10 remote installation - in remoto
3KIT.504.10 (1-1)	IGBT - TRIAC remote installation - in remoto

housing for brickwork - cassaforma laterizio

1E00.040.01



Pop EVO

The new Pop EVO family maintains the same aesthetic design, but has been updated from a mechanical standpoint.

The new trimless housings have a fastening system at the rear surface of the plasterboard. The only exception is the Pop 01 Ø5.5, which offers an additional housing called "puzzle" (code 1Z00.055.PZ) allowing the creation of multi-directional connections.

Pop EVO family is equipped with our new LED "AXI", whose COB can be easily replaced at the end of its life cycle.

In the IP54 version, the protection degree corresponds to the visible surface of the item, while the upper structure fixed to the plasterboard remains IP40.

Pop EVO is available in the following finishes: matt black, matt white, ice black (cylinder only), light brass and light bronze.

The new glossy black finish, named Ice Black (code K), has the following characteristics:

- It eliminates light reflections inside the cylinder, enhancing visual comfort.
- The "Ice" transparent coating, working in synergy with the black colour, limits light absorption improving lighting efficiency

La nuova famiglia denominata Pop EVO, rimane immutata esteticamente, ma è aggiornata sotto il profilo meccanico.

Le nuove casseforme trimless dispongono del sistema di fissaggio sulla superficie posteriore del cartongesso. Unica eccezione il Pop 01 Ø5,5, che offre una cassaforma aggiuntiva denominata "puzzle" (codice 1Z00.055.PZ) con la quale è possibile creare connessioni multidirezionali.

La famiglia Pop EVO è dotata del nostro nuovo led "AXI", il cui COB può essere sostituito facilmente in caso di fine vita.

Nella versione IP54, il grado di protezione coincide con la superficie visibile dell'articolo, mentre la struttura superiore fissata al cartongesso rimane IP40.

Pop EVO viene realizzato nelle finiture nero opaco, bianco opaco, ice black (solo il cilindro), ottone chiaro e bronzo chiaro.

Il nuovo colore nero lucido denominato Ice Black (codice K), ha le seguenti caratteristiche:

- Non crea riflessi luminosi all'interno del cilindro, migliorando il confort visivo.
- La vernice trasparente "Ice" in sinergia al colore nero, limita l'assorbimento della luce aumentando l'efficienza illuminotecnica.





K Ice Black - Nero Lucido



02 Black - Nero



X Light Brass - Ottone Chiaro



06 White - Bianco



Z Light Bronze - Bronzo Chiaro

Pop 01 EVO $\varnothing 5,5$ trimless
for plasterboard and wood - per cartongesso e legno



GU10 led

220V ÷ 240V

3P01E.211. IP40 P=11,9cm

4P01E.211. IP40 P=12,4cm
with honeycomb - con frangiluce

GU5.3 led

12V

3P01E.220. IP40 P=11,1cm

4P01E.220. IP40 P=11,6cm
with honeycomb - con frangiluce

8P01E.220. IP54 P=11,6cm

3KIT.201.050 max 50VA
dimable gear: IGBT

9,5W led dimm IGBT - TRIAC

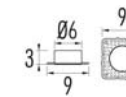
220V ÷ 240V Flicker < 20% CRI>90

3P01E.K IP40 P=11,0cm

4P01E.K IP40 P=11,5cm
with honeycomb - con frangiluce

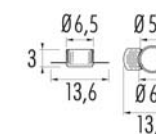
8P01E.K IP54 P=11,5cm

Led color	Nominal lm	Beam spread
2 = 2700K	710	M = 35°
3 = 3000K	760	S = 22°



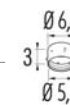
"PUZZLE" housing for plasterboard - cassaforma cartongesso

1Z00.055.PZ



"BACK" housing for plasterboard - cassaforma cartongesso

1Z00.055.BK



black housing for wood - cassaforma per legno colore nero

1ZWD.055.02

13W led MC-E-3

350m/A

3P01E.3 IP40 P=12,3cm

4P01E.3 IP40 P=12,8cm
with honeycomb - con frangiluce

8P01E.3 IP54 P=12,8cm

Led color	Nominal lm	Beam spread
2 = 2700K	1182	M = 35°
3 = 3000K	1268	S = 22°
4 = 4000K	1376	T = 12°

(m-M) Driver

3KIT.350.1L (1-1) on/off

3KIT.351.40 (1-2) DALI - Push - 1...10V
remote installation - in remoto

3KIT.352.15 (1-1) DALI

3KIT.353.15 (1-1) Push - 1...10V

3KIT.354.18 (1-1) IGBT - TRIAC

6W led DimToWarm

350m/A

3P01E.3W P40 P=10,5cm

4P01E.3W IP40 P=11,0cm
with honeycomb - con frangiluce

8P01E.3W IP54 P=11,0cm

Led color	Nominal lm	Beam spread
W= max 3000K	max 445 lm	M = 30°
min. 1800K	min. 10 lm	S = 18°

(m-M) Driver

3KIT.352.W15 (1-1) DALI

3KIT.354.W10 (1-1) IGBT - TRIAC

(m-M) = min. Led unit - Max Led unit. Led unit warranty only when used together with driver bought from Oty srl.

(m-M) = gestione minima e massima delle unità Led. I Led sono coperti da garanzia solo se utilizzati in abbinamento con i driver forniti dalla Oty srl.



K Ice Black - Nero Lucido



02 Black - Nero



X Light Brass - Ottone Chiaro



06 White - Bianco



Z Light Bronze - Bronzo Chiaro

Pop 01 NaNo EVO Ø 5,5 trimless
for plasterboard and wood - per cartongesso e legno



GU10 led

220V ÷ 240V

3N01E.211. IP40 P=9,1cm

4N01E.211. IP40 P=9,6cm

with honeycomb - con frangiluce

GU5.3 led

12V

3N01E.220. IP40 P=8,4cm

4N01E.220. IP40 P=8,9cm

with honeycomb - con frangiluce

8N01E.220. IP54 P=8,9cm

3KIT.201.050 max 50VA
dimable gear: IGBT

9,5W led dimm IGBT - TRIAC

220V ÷ 240V Flicker < 20% CRI>90

3N01E.K IP40 P=8,2cm

4N01E.K IP40 P=8,7cm

with honeycomb - con frangiluce

8N01E.K IP54 P=8,7cm

Led color **Nominal lm** **Beam spread**

2 = 2700K 710 M = 36°

3 = 3000K 760 S = 24°

9W led MC-E=3 CRI>95

250m/A

3N01E.3 IP40 P=6,9cm

4N01E.3 IP40 P=7,4cm

with honeycomb - con frangiluce

8N01E.3 IP54 P=7,4cm

Led color **Nominal lm** **Beam spread**

2 = 2700K 880 M = 38°

3 = 3000K 944 S = 22°

4 = 4000K 1024 T = 12°

(m-M) Driver

3KIT.250.1L (1-1) on/off

3KIT.251.28 (1-2) DALI - Push - 1...10V
remote installation - in remoto

3KIT.252.12 (1-1) DALI

3KIT.253.13 (1-1) Push - 1...10V

3KIT.254.12 (1-1) IGBT - TRIAC

6W led DimToWarm CRI 95

350m/A

3N01E.3W P40 P=7,7cm

4N01E.3W IP40 P=8,2cm

with honeycomb - con frangiluce

8N01E.3W IP54 P=8,2cm

Led color **Nominal lm** **Beam spread**

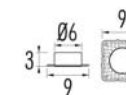
W= max 3000K max 445 lm M = 30°

min. 1800K min. 10 lm S = 18°

(m-M) Driver

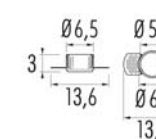
3KIT.352.W15 (1-1) DALI

3KIT.354.W10 (1-1) IGBT - TRIAC



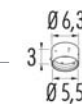
"PUZZLE" housing for plasterboard - cassaforma cartongesso

1Z00.055.PZ



"BACK" housing for plasterboard - cassaforma cartongesso

1Z00.055.BK



black housing for wood - cassaforma per legno colore nero

1ZWD.055.02

(m-M) = min. Led unit - Max Led unit. Led unit warranty only when used together with driver bought from Oty srl.

(m-M) = gestione minima e massima delle unità Led. I Led sono coperti da garanzia solo se utilizzati in abbinamento con i driver forniti dalla Oty srl.

Cylinder with BLACK ring
Cilindro con anello NERO

Cylinder with WHITE ring
Cilindro con anello BIANCO



22 Black - Nero



62 Black - Nero



26 White - Bianco



66 White - Bianco



2K Ice Black - Nero Lucido



6K Ice Black - Nero Lucido



2X Light Brass - Ottone Chiaro



6X Light Brass - Ottone Chiaro



2Z Light Bronze - Bronzo Chiaro



6Z Light Bronze - Bronzo Chiaro



easy Pop 01 EVO \varnothing 5,5 with trim
for plasterboard and brickwork - per cartongesso e laterizio

GU10 led CE

220V ÷ 240V

3E01E.211.□ IP40 P=11,9cm

4E01E.211.□ IP40 P=12,4cm
with honeycomb - con frangiluce

GU5.3 led

12V

3E01E.220.□ IP40 P=11,1cm

4E01E.220.□ IP40 P=11,6cm
with honeycomb - con frangiluce

8E01E.220.□ IP54 P=11,6cm

3KIT.201.050 max 50VA
dimmmable gear: IGBT

9,5W led dimm IGBT - TRIAC CE

220V ÷ 240V Flicker < 20% CRI>90

3E01E.K.□ IP40 P=11,0cm

4E01E.K.□ IP40 P=11,5cm
with honeycomb - con frangiluce

8E01E.K.□ IP54 P=11,5cm

Led color	Nominal lm	Beam spread
2 = 2700K	710	M = 35°
3 = 3000K	760	S = 22°

13W led MC-E=3 CE

350m/A

3E01E.3.□ IP40 P=12,3cm

4E01E.3.□ IP40 P=12,8cm
with honeycomb - con frangiluce

8E01E.3.□ IP54 P=12,8cm

Led color	Nominal lm	Beam spread
2 = 2700K	1182	M = 35°
3 = 3000K	1268	S = 22°
4 = 4000K	1376	T = 12°

(m-M) Driver

3KIT.350.1L (1-1) on/off

3KIT.351.40 (1-2) DALI - Push - 1...10V
remote installation - in remoto

3KIT.352.15 (1-1) DALI

3KIT.353.15 (1-1) Push - 1...10V

3KIT.354.18 (1-1) IGBT - TRIAC

6W led DimToWarm CE

350m/A

3E01E.3W.□ IP40 P=10,5cm

4E01E.3W.□ IP40 P=11,0cm
with honeycomb - con frangiluce

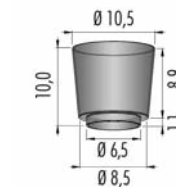
8E01E.3W.□ IP54 P=11,0cm

Led color	Nominal lm	Beam spread
W= max 3000K	max 445 lm	M = 30°
min. 1800K	min. 10 lm	S = 18°

(m-M) Driver

3KIT.352.W15 (1-1) DALI

3KIT.354.W10 (1-1) IGBT - TRIAC



housing for brickwork - cassaforma laterizio

1EE0.055.01

(m-M) = min. Led unit - Max Led unit. Led unit warranty only when used together with driver bought from Oty srl.

(m-M) = gestione minima e massima delle unità Led. I Led sono coperti da garanzia solo se utilizzati in abbinamento con i driver forniti dalla Oty srl.

Cylinder with BLACK ring
Cilindro con anello NERO



22 Black - Nero



26 White - Bianco



2K Ice Black - Nero Lucido



2X Light Brass - Ottone Chiaro



2Z Light Bronze - Bronzo Chiaro

Cylinder with WHITE ring
Cilindro con anello BIANCO



62 Black - Nero



66 White - Bianco



6K Ice Black - Nero Lucido



6X Light Brass - Ottone Chiaro



6Z Light Bronze - Bronzo Chiaro

easy Pop 01 **NaNo EVO** $\varnothing 5,5$ with trim
for plasterboard and brickwork - per cartongesso e laterizio



GU10 led
220V ÷ 240V
3F01E.211. IP40 P=9,1cm
4F01E.211. IP40 P=9,6cm
with honeycomb - con frangiluce

GU5.3 led
12V
3F01E.220. IP40 P=8,4cm
4F01E.220. IP40 P=8,9cm
with honeycomb - con frangiluce
8F01E.220. IP54 P=8,9cm

3KIT.201.050 max 50VA
dimmbable gear: IGBT

9,5W led dimm IGBT - TRIAC
220V ÷ 240V Flicker < 20% CRI>90
3F01E.K IP40 P=8,2cm
4F01E.K IP40 P=8,7cm
with honeycomb - con frangiluce
8F01E.K IP54 P=8,7cm

Led color	Nominal lm	Beam spread
2 = 2700K	710	M = 36°
3 = 3000K	760	S = 24°

9W led MC-E=3
250lm/A CRI>95
3F01E.3 IP40 P=6,9cm
4F01E.3 IP40 P=7,4cm
with honeycomb - con frangiluce
8F01E.3 IP54 P=7,4cm

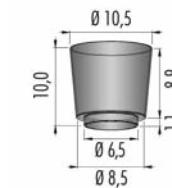
Led color	Nominal lm	Beam spread
2 = 2700K	880	M = 38°
3 = 3000K	944	S = 22°
4 = 4000K	1024	T = 12°

(m-M) Driver
3KIT.250.1L (1-1) on/off
3KIT.251.28 (1-2) DALI - Push - 1...10V
remote installation - in remoto
3KIT.252.12 (1-1) DALI
3KIT.253.13 (1-1) Push - 1...10V
3KIT.254.12 (1-1) IGBT - TRIAC

6W led DimToWarm
350lm/A CRI 95
3F01E.3W P40 P=7,7cm
4F01E.3W IP40 P=8,2cm
with honeycomb - con frangiluce
8F01E.3W IP54 P=8,2cm

Led color	Nominal lm	Beam spread
W= max 3000K	max 445 lm	M = 30°
min. 1800K	min. 10 lm	S = 18°

(m-M) Driver
3KIT.352.W15 (1-1) DALI
3KIT.354.W10 (1-1) IGBT - TRIAC



housing for brickwork - cassaforma laterizio

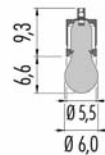
1EE0.055.01

(m-M) = min. Led unit - Max Led unit. Led unit warranty only when used together with driver bought from Oty srl.
(m-M) = gestione minima e massima delle unità Led. I Led sono coperti da garanzia solo se utilizzati in abbinamento con i driver forniti dalla Oty srl.

Pop 01 Bulb ø 5,5 trimless



Pop 01 small Bulb *trimless*
for plasterboard and brickwork - per cartongesso e laterizio



Ø 6,5

IP20	Ⓛ	CE	▽	□
220V ÷ 240V	e27 led 4W	CRI>80		
3P01.A2L. □	dimmi IGBT - TRIAC			
■ Led color	Nominal lm	Beam spread		
2700K	470	360°		

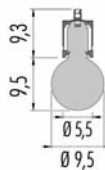
housing for plasterboard - cassaforma cartongesso

1Z00.055.01

housing for brickwork - cassaforma laterizio

1M00.055.01

Pop 01 big Bulb *trimless*
for plasterboard and brickwork - per cartongesso e laterizio



Ø 6,5

IP20	Ⓛ	CE	▽	□
220V ÷ 240V	e27 led 4W	CRI>80		
3P01.B2L. □	dimmi IGBT - TRIAC			
■ Led color	Nominal lm	Beam spread		
2700K	470	360°		

housing for plasterboard - cassaforma cartongesso

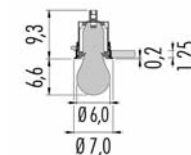
1Z00.055.01

housing for brickwork - cassaforma laterizio

1M00.055.01

- Frame - Struttura
- 02 ● Black - Nero
- 06 ○ White - Bianco

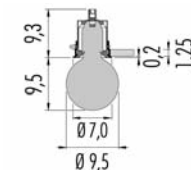
easy Pop 01 small Bulb *with trim*
for plasterboard and brickwork - per cartongesso e laterizio



Ø 6,5

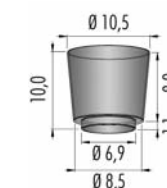
IP20	Ⓛ	CE	▽	□
220V ÷ 240V	e27 led 4W	CRI>80		
3E01.A2L. □	dimmi IGBT - TRIAC			
■ Led color	Nominal lm	Beam spread		
2700K	470	360°		

easy Pop 01 big Bulb *with trim*
for plasterboard and brickwork - per cartongesso e laterizio



Ø 6,5

IP20	Ⓛ	CE	▽	□
220V ÷ 240V	e27 led 4W	CRI>80		
3E01.B2L. □	dimmi IGBT - TRIAC			
■ Led color	Nominal lm	Beam spread		
2700K	470	360°		



housing for brickwork - cassaforma laterizio

1E00.055.01

- Frame - Struttura
- 02 ● Black - Nero
- 06 ○ White - Bianco



K Ice Black - Nero Lucido



02 Black - Nero



X Light Brass - Ottone Chiaro

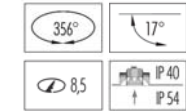


06 White - Bianco



Z Light Bronze - Bronzo Chiaro

Pop 03 EVO Ø 8,0 trimless
for plasterboard - per cartongesso



GU10 led

220V ÷ 240V
3P03E.211. □ IP40 P=10,4cm
4P03E.211. □ IP40 P=10,9cm
with honeycomb - con frangiluce

GU5.3 led

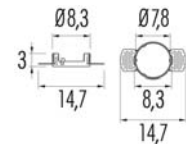
12V
3P03E.220. □ IP40 P=9,7cm
4P03E.220. □ IP40 P=10,2cm
with honeycomb - con frangiluce
8P03E.220. □ IP54 P=10,2cm

3KIT.201.050 max 50VA
dimnable gear: IGBT

9,5W led dimm IGBT - TRIAC

220V ÷ 240V Flicker < 20% CRI>90
3P03E.K □ IP40 P=9,7cm
4P03E.K □ IP40 P=10,2cm
with honeycomb - con frangiluce
8P03E.K □ IP54 P=10,2cm

Led color	Nominal lm	Beam spread
2 = 2700K	710	M = 36°
3 = 3000K	760	S = 24°



"BACK" housing for plasterboard - cassaforma cartongesso

1Z00.080.BK

13W led MC-E-3

350m/A CRI>95
3P03E.3 □ IP40 P=11,3cm
4P03E.3 □ IP40 P=11,8cm
with honeycomb - con frangiluce
8P03E.3 □ IP54 P=11,8cm

Led color	Nominal lm	Beam spread
2 = 2700K	1182	M = 38°
3 = 3000K	1268	S = 22°
4 = 4000K	1376	T = 10°

© (m-M) Driver
3KIT.350.1L (1-1) on/off
3KIT.351.40 (1-2) DALI - Push - 1...10V
remote installation - in remoto

3KIT.352.15 (1-1) DALI
3KIT.353.15 (1-1) Push - 1...10V
3KIT.354.18 (1-1) IGBT - TRIAC

6W led DimToWarm

350m/A CRI 95
3P03E.3W □ P40 P=9,0cm
4P03E.3W □ IP40 P=9,5cm
with honeycomb - con frangiluce
8P03E.3W □ IP54 P=9,5cm

Led color	Nominal lm	Beam spread
W= max 3000K min. 1800K	max 445 lm min. 10 lm	M = 30° S = 18°

© (m-M) Driver
3KIT.352.W15 (1-1) DALI
3KIT.354.W10 (1-1) IGBT - TRIAC

(m-M) = min. Led unit - Max Led unit. Led unit warranty only when used together with driver bought from Oty srl.

(m-M) = gestione minima e massima delle unità Led. I Led sono coperti da garanzia solo se utilizzati in abbinamento con i driver forniti dalla Oty srl.



K Ice Black - Nero Lucido



02 Black - Nero



X Light Brass - Ottone Chiaro



06 White - Bianco



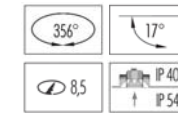
Z Light Bronze - Bronzo Chiaro

Pop 03 NaNo EVO Ø 8,0 trimless
for plasterboard - per cartongesso



GU10 led

220V ÷ 240V
3N03E.211. IP40 P=8,3cm
4N03E.211. IP40 P=8,8cm
with honeycomb - con frangiluce



GU5.3 led

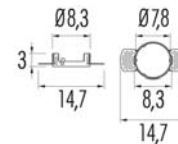
12V
3N03E.220. IP40 P=7,6cm
4N03E.220. IP40 P=8,1cm
with honeycomb - con frangiluce
8N03E.220. IP54 P=8,1cm

3KIT.201.050 max 50VA
dimable gear: IGBT

9,5W led dimm IGBT - TRIAC

220V ÷ 240V Flicker < 20% CRI>90
3N03E.K IP40 P=8,2cm
4N03E.K IP40 P=8,7cm
with honeycomb - con frangiluce
8N03E.K IP54 P=8,7cm

Led color	Nominal lm	Beam spread
2 = 2700K	710	M = 36°
3 = 3000K	760	S = 24°



"BACK" housing for plasterboard - cassafurma cartongesso

1Z00.080.BK

9W led MC-E-3

250m/A CRI>95
3N03E.3 IP40 P=8,2cm
4N03E.3 IP40 P=8,7cm
with honeycomb - con frangiluce
8N03E.3 IP54 P=8,7cm

Led color	Nominal lm	Beam spread
2 = 2700K	880	M = 38°
3 = 3000K	944	S = 22°
4 = 4000K	1024	T = 10°

(m-M) Driver
3KIT.250.1L (1-1) on/off
3KIT.251.28 (1-2) DALI - Push - 1...10V
remote installation - in remoto

3KIT.252.12 (1-1) DALI
3KIT.253.13 (1-1) Push - 1...10V
3KIT.254.12 (1-1) IGBT - TRIAC

6W led DimToWarm

350m/A CRI 95
3N03E.3W P40 P=8,2cm
4N03E.3W IP40 P=8,7cm
with honeycomb - con frangiluce
8N03E.3W IP54 P=8,7cm

Led color	Nominal lm	Beam spread
W= max 3000K min. 1800K	max 445 lm min. 10 lm	M = 30° S = 18°

(m-M) Driver
3KIT.352.W15 (1-1) DALI
3KIT.354.W10 (1-1) IGBT - TRIAC

(m-M) = min. Led unit - Max Led unit. Led unit warranty only when used together with driver bought from Oty srl.

(m-M) = gestione minima e massima delle unità Led. I Led sono coperti da garanzia solo se utilizzati in abbinamento con i driver forniti dalla Oty srl.

Cylinder with BLACK ring
Cilindro con anello NERO



22 Black - Nero



26 White - Bianco



2K Ice Black - Nero Lucido



2X Light Brass - Ottone Chiaro



2Z Light Bronze - Bronzo Chiaro

Cylinder with WHITE ring
Cilindro con anello BIANCO



62 Black - Nero



66 White - Bianco



6K Ice Black - Nero Lucido

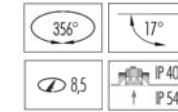


6X Light Brass - Ottone Chiaro



6Z Light Bronze - Bronzo Chiaro

easy Pop 03 EVO Ø 8,0 with trim
for plasterboard and brickwork - per cartongesso e laterizio



GU10 led

220V ÷ 240V
3E03E.211.□ IP40 P=10,4cm
4E03E.211.□ IP40 P=10,9cm
with honeycomb - con frangiluce

GU5.3 led

12V
3E03E.220.□ IP40 P=9,7cm
4E03E.220.□ IP40 P=10,2cm
with honeycomb - con frangiluce
8E03E.220.□ IP54 P=10,2cm

3KIT.201.050 max 50VA
dimnable gear: IGBT

9,5W led dimm IGBT - TRIAC

220V ÷ 240V Flicker < 20% CRI>90
3E03E.K.□ IP40 P=9,7cm
4E03E.K.□ IP40 P=10,2cm
with honeycomb - con frangiluce
8E03E.K.□ IP54 P=10,2cm

Led color	Nominal lm	Beam spread
2 = 2700K	710	M = 36°
3 = 3000K	760	S = 24°

13W led MC-E=3

350m/A CRI>95
3E03E.3.□ IP40 P=10,5cm
4E03E.3.□ IP40 P=11,0cm
with honeycomb - con frangiluce
8E03E.3.□ IP54 P=11,0cm

Led color	Nominal lm	Beam spread
2 = 2700K	1182	M = 38°
3 = 3000K	1268	S = 22°
4 = 4000K	1376	T = 10°

© (m-M) Driver
3KIT.350.1L (1-1) on/off
3KIT.351.40 (1-2) DALI - Push - 1...10V
remote installation - in remoto

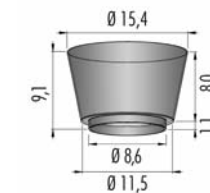
3KIT.352.15 (1-1) DALI
3KIT.353.15 (1-1) Push - 1...10V
3KIT.354.18 (1-1) IGBT - TRIAC

6W led DimToWarm

350m/A CRI 95
3E03E.3W.□ P40 P=9,0cm
4E03E.3W.□ IP40 P=9,5cm
with honeycomb - con frangiluce
8E03E.3W.□ IP54 P=9,5cm

Led color	Nominal lm	Beam spread
W= max 3000K min. 1800K	max 445 lm min. 10 lm	M = 30° S = 18°

© (m-M) Driver
3KIT.352.W15 (1-1) DALI
3KIT.354.W10 (1-1) IGBT - TRIAC



housing for brickwork - cassaforma laterizio

1EE0.080.01

(m-M) = min. Led unit - Max Led unit. Led unit warranty only when used together with driver bought from Oty srl.

(m-M) = gestione minima e massima delle unità Led. I Led sono coperti da garanzia solo se utilizzati in abbinamento con i driver forniti dalla Oty srl.

Cylinder with BLACK ring
Cilindro con anello NERO



22 Black - Nero



26 White - Bianco



2K Ice Black - Nero Lucido



2X Light Brass - Ottone Chiaro



2Z Light Bronze - Bronzo Chiaro

Cylinder with WHITE ring
Cilindro con anello BIANCO



62 Black - Nero



66 White - Bianco



6K Ice Black - Nero Lucido



6X Light Brass - Ottone Chiaro



6Z Light Bronze - Bronzo Chiaro

easy Pop 03 NaNo EVO Ø 8,0 with trim
for plasterboard and brickwork - per cartongesso e laterizio



GU10 led

220V ÷ 240V
3F03E.211.□ IP40 P=8,3cm
4F03E.211.□ IP40 P=8,8cm
with honeycomb - con frangiluce

GU5.3 led

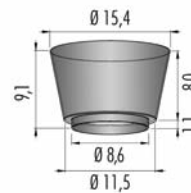
12V
3F03E.220.□ IP40 P=7,6cm
4F03E.220.□ IP40 P=8,1cm
with honeycomb - con frangiluce
8F03E.220.□ IP54 P=8,1cm

3KIT.201.050 max 50VA
dimmable gear: IGBT

9,5W led dimm IGBT - TRIAC

220V ÷ 240V Flicker < 20% CRI>90
3F03E.K.□ IP40 P=8,2cm
4F03E.K.□ IP40 P=8,7cm
with honeycomb - con frangiluce
8F03E.K.□ IP54 P=8,7cm

Led color	Nominal lm	Beam spread
2 = 2700K	710	M = 36°
3 = 3000K	760	S = 24°



housing for brickwork - cassafornia laterizio

1EE0.080.01

9W led MC-E=3

250m/A CRI>95
3F03E.3.□ IP40 P=8,2cm
4F03E.3.□ IP40 P=8,7cm
with honeycomb - con frangiluce
8F03E.3.□ IP54 P=8,7cm

Led color	Nominal lm	Beam spread
2 = 2700K	880	M = 38°
3 = 3000K	944	S = 22°
4 = 4000K	1024	T = 10°

© (m-M) Driver
3KIT.250.1L (1-1) on/off
3KIT.251.28 (1-2) DALI - Push - 1...10V
remote installation - in remoto
3KIT.252.12 (1-1) DALI
3KIT.253.13 (1-1) Push - 1...10V
3KIT.254.12 (1-1) IGBT - TRIAC

6W led DimToWarm

350m/A CRI 95
3F03E.3W.□ P40 P=8,2cm
4F03E.3W.□ IP40 P=8,7cm
with honeycomb - con frangiluce
8F03E.3W.□ IP54 P=8,7cm

Led color	Nominal lm	Beam spread
W= max 3000K	max 445 lm	M = 30°
min. 1800K	min. 10 lm	S = 18°

© (m-M) Driver
3KIT.352.W15 (1-1) DALI
3KIT.354.W10 (1-1) IGBT - TRIAC

(m-M) = min. Led unit - Max Led unit. Led unit warranty only when used together with driver bought from Oty srl.
(m-M) = gestione minima e massima delle unità Led. I Led sono coperti da garanzia solo se utilizzati in abbinamento con i driver forniti dalla Oty srl.



K Ice Black - Nero Lucido



02 Black - Nero



X Light Brass - Ottone Chiaro



06 White - Bianco



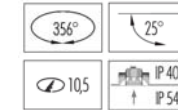
Z Light Bronze - Bronzo Chiaro

Pop X3 EVO Ø 10,0 trimless
for plasterboard - per cartongesso



GU10 led

220V ÷ 240V
3PX3E.211. □ IP40 P=10,4cm
4PX3E.211. □ IP40 P=10,9cm
with honeycomb - con frangiluce



GU5.3 led

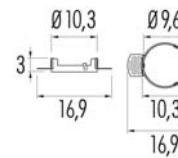
12V
3PX3E.220. □ IP40 P=9,7cm
4PX3E.220. □ IP40 P=10,2cm
with honeycomb - con frangiluce
8PX3E.220. □ IP54 P=10,2cm

3KIT.201.050 max 50VA
dimable gear: IGBT

9,5W led dimm IGBT - TRIAC

220V ÷ 240V Flicker < 20% CRI>90
3PX3E.K □ IP40 P=9,7cm
4PX3E.K □ IP40 P=10,2cm
with honeycomb - con frangiluce
8PX3E.K □ IP54 P=10,2cm

Led color	Nominal lm	Beam spread
2 = 2700K	710	M = 36°
3 = 3000K	760	S = 24°



"BACK" housing for plasterboard - cassafornia cartongesso

1Z00.100.BK

(m-M) = min. Led unit - Max Led unit. Led unit warranty only when used together with driver bought from Oty srl.

(m-M) = gestione minima e massima delle unità Led. I Led sono coperti da garanzia solo se utilizzati in abbinamento con i driver forniti dalla Oty srl.



K Ice Black - Nero Lucido



02 Black - Nero



X Light Brass - Ottone Chiaro

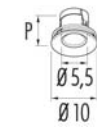


06 White - Bianco



Z Light Bronze - Bronzo Chiaro

Pop X3 NaNo EVO Ø 10,0 trimless
for plasterboard - per cartongesso



GU10 led
220V ÷ 240V
3NX3E.211. IP40 P=8,3cm
4NX3E.211. IP40 P=8,8cm
with honeycomb - con frangiluce



GU5.3 led
12V
3NX3E.220. IP40 P=7,6cm
4NX3E.220. IP40 P=8,1cm
with honeycomb - con frangiluce
8NX3E.220. IP54 P=8,1cm



3KIT.201.050 max 50VA
dimable gear: IGBT

9,5W led dimm IGBT - TRIAC
220V ÷ 240V Flicker < 20% CRI>90
3NX3E.K IP40 P=8,2cm
4NX3E.K IP40 P=8,7cm
with honeycomb - con frangiluce
8NX3E.K IP54 P=8,7cm



Led color	Nominal lm	Beam spread
2 = 2700K	710	M = 36°
3 = 3000K	760	S = 24°



9W led
250m/A
3NX3E.3 IP40 P=8,2cm
4NX3E.3 IP40 P=8,7cm
with honeycomb - con frangiluce
8NX3E.3 IP54 P=8,7cm



Led color	Nominal lm	Beam spread
2 = 2700K	880	M = 38°
3 = 3000K	944	S = 22°
4 = 4000K	1024	T = 10°



(m-M) Driver
3KIT.250.1L (1-1) on/off
3KIT.251.28 (1-2) DALI - Push - 1...10V
remote installation - in remoto

3KIT.252.12 (1-1) DALI
3KIT.253.13 (1-1) Push - 1...10V
3KIT.254.12 (1-1) IGBT - TRIAC

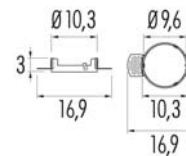
6W led
350m/A
3NX3E.3W P40 P=9,0cm
4NX3E.3W IP40 P=9,5cm
with honeycomb - con frangiluce
8NX3E.3W IP54 P=9,5cm



Led color	Nominal lm	Beam spread
W= max 3000K	max 445 lm	M = 30°
min. 1800K	min. 10 lm	S = 18°



(m-M) Driver
3KIT.352.W15 (1-1) DALI
3KIT.354.W10 (1-1) IGBT - TRIAC



"BACK" housing for plasterboard - cassaforma cartongesso

1Z00.100.BK

(m-M) = min. Led unit - Max Led unit. Led unit warranty only when used together with driver bought from Oty srl.

(m-M) = gestione minima e massima delle unità Led. I Led sono coperti da garanzia solo se utilizzati in abbinamento con i driver forniti dalla Oty srl.

Cylinder with **BLACK** ring
Cilindro con anello **NERO**



22 Black - Nero



26 White - Bianco



2K Ice Black - Nero Lucido



2X Light Brass - Ottone Chiaro



2Z Light Bronze - Bronzo Chiaro

Cylinder with **WHITE** ring
Cilindro con anello **BIANCO**



62 Black - Nero



66 White - Bianco



6K Ice Black - Nero Lucido

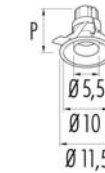


6X Light Brass - Ottone Chiaro



6Z Light Bronze - Bronzo Chiaro

easy Pop X3 EVO ø 10,0 with trim
for plasterboard and brickwork - per cartongesso e laterizio



GU10 led

220V ÷ 240V

3EX3E.211. □ IP40 P=10,4cm

4EX3E.211. □ IP40 P=10,9cm

with honeycomb - con frangiluce

8EX3E.211. □ IP54 P=11,0cm

GU5.3 led

12V

3EX3E.220. □ IP40 P=9,7cm

4EX3E.220. □ IP40 P=10,2cm

with honeycomb - con frangiluce

8EX3E.220. □ IP54 P=10,2cm

3KIT.201.050

max 50VA

dimnable gear: IGBT

9,5W led

220V ÷ 240V

3EX3E.K □ IP40 P=9,7cm

4EX3E.K □ IP40 P=10,2cm

with honeycomb - con frangiluce

8EX3E.K □ IP54 P=10,2cm

Led color

2 = 2700K

3 = 3000K

Nominal lm

710

760

Beam spread

M = 36°

S = 24°

13W led

350m/A

3EX3E.3 □ IP40 P=10,5cm

4EX3E.3 □ IP40 P=11,0cm

with honeycomb - con frangiluce

8EX3E.3 □ IP54 P=11,0cm

Led color

2 = 2700K

3 = 3000K

4 = 4000K

Nominal lm

1182

1268

1376

Beam spread

M = 38°

S = 22°

T = 10°

© (m-M) Driver

3KIT.350.1L (1-1) on/off

3KIT.351.40 (1-2) DALI - Push - 1...10V

remote installation - in remoto

3KIT.352.15 (1-1) DALI

3KIT.353.15 (1-1) Push - 1...10V

3KIT.354.18 (1-1) IGBT - TRIAC

6W led

350m/A

3EX3E.3W □ IP40 P=9,0cm

4EX3E.3W □ IP40 P=9,5cm

with honeycomb - con frangiluce

8EX3E.3W □ IP54 P=9,5cm

Led color

W= max 3000K

min. 1800K

Nominal lm

max 445 lm

min. 10 lm

Beam spread

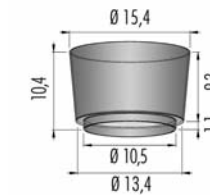
M = 30°

S = 18°

© (m-M) Driver

3KIT.352.W15 (1-1) DALI

3KIT.354.W10 (1-1) IGBT - TRIAC



housing for brickwork - cassafornia laterizio

1EE0.100.01

(m-M) = min. Led unit - Max Led unit. Led unit warranty only when used together with driver bought from Oty srl.

(m-M) = gestione minima e massima delle unità Led. I Led sono coperti da garanzia solo se utilizzati in abbinamento con i driver forniti dalla Oty srl.

Cylinder with **BLACK** ring
Cilindro con anello **NERO**



22 Black - Nero



26 White - Bianco



2K Ice Black - Nero Lucido



2X Light Brass - Ottone Chiaro



2Z Light Bronze - Bronzo Chiaro

Cylinder with **WHITE** ring
Cilindro con anello **BIANCO**



62 Black - Nero



66 White - Bianco



6K Ice Black - Nero Lucido

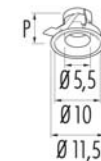


6X Light Brass - Ottone Chiaro



6Z Light Bronze - Bronzo Chiaro

easy Pop X3 NaNo EVO Ø 10,0 with trim
for plasterboard and brickwork - per cartongesso e laterizio



GU10 led

220V ÷ 240V
3FX3E.211.□ IP40 P=8,3cm
4FX3E.211.□ IP40 P=8,8cm
with honeycomb - con frangiluce

GU5.3 led

12V
3FX3E.220.□ IP40 P=7,6cm
4FX3E.220.□ IP40 P=8,1cm
with honeycomb - con frangiluce
8FX3E.220.□ IP54 P=8,1cm

3KIT.201.050 max 50VA
dimnable gear: IGBT

9,5W led dimm IGBT - TRIAC

220V ÷ 240V Flicker < 20% CRI>90
3FX3E.K□ IP40 P=8,2cm
4FX3E.K□ IP40 P=8,7cm
with honeycomb - con frangiluce
8FX3E.K□ IP54 P=8,7cm

Led color	Nominal lm	Beam spread
2 = 2700K	710	M = 36°
3 = 3000K	760	S = 24°

9W led MC-E=3

250m/A CRI>95
3FX3E.3□ IP40 P=8,2cm
4FX3E.3□ IP40 P=8,7cm
with honeycomb - con frangiluce
8FX3E.3□ IP54 P=8,7cm

Led color	Nominal lm	Beam spread
2 = 2700K	880	M = 38°
3 = 3000K	944	S = 22°
4 = 4000K	1024	T = 10°

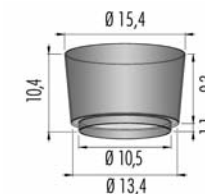
(m-M) Driver
3KIT.250.1L (1-1) on/off
3KIT.251.28 (1-2) DALI - Push - 1...10V
remote installation - in remoto
3KIT.252.12 (1-1) DALI
3KIT.253.13 (1-1) Push - 1...10V
3KIT.254.12 (1-1) IGBT - TRIAC

6W led DimToWarm

350m/A CRI 95
3FX3E.3W□ IP40 P=8,2cm
4FX3E.3W□ IP40 P=8,7cm
with honeycomb - con frangiluce
8FX3E.3W□ IP54 P=8,7cm

Led color	Nominal lm	Beam spread
W= max 3000K	max 445 lm	M = 30°
min. 1800K	min. 10 lm	S = 18°

(m-M) Driver
3KIT.352.W15 (1-1) DALI
3KIT.354.W10 (1-1) IGBT - TRIAC



housing for brickwork - cassaforma laterizio

1EE0.100.01

(m-M) = min. Led unit - Max Led unit. Led unit warranty only when used together with driver bought from Oty srl.
(m-M) = gestione minima e massima delle unità Led. I Led sono coperti da garanzia solo se utilizzati in abbinamento con i driver forniti dalla Oty srl.

Pop Y3 EVO Ø 10,0

Pop PY3 EVO is available with trim (for plasterboard and brickwork) and trimless (for plasterboard only).

The new trimless housing has the fastening system at the rear surface of the plasterboard. It's available in the following finishes: matt black, matt white, ice black (cylinder only), light brass and light bronze.

The new glossy black finish, named Ice Black (code K), has the following characteristics:

- it eliminates light reflections inside the cylinder, enhancing visual comfort;
- the "Ice" transparent coating, working in synergy with the black colour, limits light absorption improving lighting efficiency.

Pop EVO family is equipped with our new LED "AXI", whose COB can be easily replaced at the end of its life cycle.

In the IP54 version, the protection degree corresponds to the visible surface of the item, while the upper structure fixed to the plasterboard remains IP40.

Pop PY3 EVO è disponibile nelle versioni con bordo (per cartongesso e muratura), e senza bordo (solo per cartongesso). La nuova cassaforma trimless dispone del sistema di fissaggio sulla superficie posteriore del cartongesso.

Realizzato nelle finiture nero opaco, bianco opaco, ice black (solo il cilindro), ottone chiaro e bronzo chiaro.

Il nuovo colore nero lucido denominato Ice Black (codice K), ha le seguenti caratteristiche:

- non crea riflessi luminosi all'interno del cilindro, migliorando il confort visivo;
- la vernice trasparente "Ice" in sinergia al colore nero, limita l'assorbimento della luce aumentando l'efficienza illuminotecnica.

La famiglia Pop EVO è dotata del nostro nuovo led "AXI", il cui COB può essere sostituito facilmente in caso di fine vita.

Nella versione IP54, il grado di protezione coincide con la superficie visibile dell'articolo, mentre la struttura superiore fissata al cartongesso rimane IP40.



Pop Y3 EVO Ø 10,0 trimless
for plasterboard - per cartongesso



02 Black - Nero



06 White - Bianco



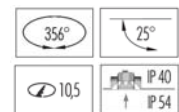
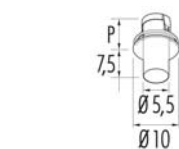
K Ice Black - Nero Lucido



X Light Brass - Ottone Chiaro



Z Light Bronze - Bronzo Chiaro



GU10 led Ⓢ Ⓢ Ⓢ

220V ÷ 240V
3PY3E.211. IP40 P=8,1cm
4PY3E.211. IP40 P=8,6cm
 with honeycomb - con frangiluce

GU5.3 led Ⓢ Ⓢ Ⓢ

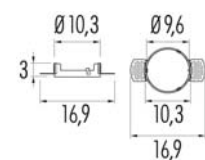
12V
3PY3E.220. IP40 P=7,5cm
4PY3E.220. IP40 P=7,8cm
 with honeycomb - con frangiluce
8PY3E.220. IP54 P=7,8cm

3KIT.201.050 max 50VA
 dimmable gear: IGBT

9,5W led dimm IGBT - TRIAC Ⓢ Ⓢ Ⓢ

220V ÷ 240V Flicker < 20% CRI>90
3PY3E.K S. IP40 P=8,6cm
4PY3E.K S. IP40 P=9,1cm
 with honeycomb - con frangiluce
8PY3E.K S. IP54 P=9,1cm

Led color	Nominal lm	Beam spread
2 = 2700K	710	20°
3 = 3000K	760	



"BACK" housing for plasterboard - cassaforma cartongesso

1Z00.100.BK

9W led Ⓢ MC-E=3 Ⓢ Ⓢ Ⓢ

250m/A CRI>95
3NY3E.3 S. IP40 P=8,6cm
4NY3E.3 S. IP40 P=9,1cm
 with honeycomb - con frangiluce
8NY3E.3 S. IP54 P=9,1cm

Led color	Nominal lm	Beam spread
2 = 2700K	880	20°
3 = 3000K	944	
4 = 4000K	1024	

Ⓢ (m-M) Driver

3KIT.250.1L (1-1) on/off
3KIT.251.2B (1-2) DALI - Push - 1...10V
 remote installation - in remoto

3KIT.252.12 (1-1) DALI
3KIT.253.13 (1-1) Push - 1...10V
3KIT.254.12 (1-1) IGBT - TRIAC

13W led Ⓢ MC-E=3 Ⓢ Ⓢ Ⓢ

350m/A CRI>95
3PY3E.3 S. IP40 P=9,3cm
4PY3E.3 S. IP40 P=9,8cm
 with honeycomb - con frangiluce
8PY3E.3 S. IP54 P=9,8cm

Led color	Nominal lm	Beam spread
2 = 2700K	1182	20°
3 = 3000K	1268	
4 = 4000K	1376	

Ⓢ (m-M) Driver

3KIT.350.1L (1-1) on/off
3KIT.351.40 (1-2) DALI - Push - 1...10V
 remote installation - in remoto

3KIT.352.15 (1-1) DALI
3KIT.353.15 (1-1) Push - 1...10V
3KIT.354.18 (1-1) IGBT - TRIAC

6W led Ⓢ DimToWarm Ⓢ Ⓢ Ⓢ

350m/A CRI 95
3PY3E.3WS. P40 P=8,6cm
4PY3E.3WS. IP40 P=9,1cm
 with honeycomb - con frangiluce
8PY3E.3WS. IP54 P=9,1cm

Led color	Nominal lm	Beam spread
W= max 3000K min. 1800K	max 445 lm min. 10 lm	20°

Ⓢ (m-M) Driver

3KIT.352.W15 (1-1) DALI
3KIT.354.W10 (1-1) IGBT - TRIAC

(m-M) = min. Led unit - Max Led unit. Led unit warranty only when used together with driver bought from Oty srl.
 (m-M) = gestione minima e massima delle unità Led. I Led sono coperti da garanzia solo se utilizzati in abbinamento con i driver forniti dalla Oty srl.

Cylinder with BLACK ring
Cilindro con anello NERO



22 Black - Nero



26 White - Bianco



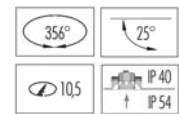
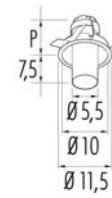
2K Ice Black - Nero Lucido



2X Light Brass - Ottone Chiaro



2Z Light Bronze - Bronzo Chiaro



easy Pop Y3 EVO Ø 10,0 with trim
for plasterboard and brickwork - per cartongesso e laterizio

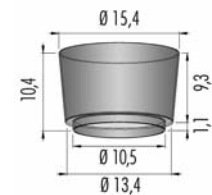
6U10 led CE
220V ÷ 240V
3EY3E.211. IP40 P=8,1cm
4EY3E.211. IP40 P=8,6cm
with honeycomb - con frangiluce

6U5.3 led CE
12V
3EY3E.220. IP40 P=7,5cm
4EY3E.220. IP40 P=7,8cm
with honeycomb - con frangiluce
8EY3E.220. IP54 P=7,8cm

3KIT.201.050 max 50VA
dimable gear: IGBT

9,5W led dimm IGBT - TRIAC CE
220V ÷ 240V Flicker < 20% CRI>90
3EY3E.K S. IP40 P=8,6cm
4EY3E.K S. IP40 P=9,1cm
with honeycomb - con frangiluce
8EY3E.K S. IP54 P=9,1cm

Led color	Nominal lm	Beam spread
2 = 2700K	710	20°
3 = 3000K	760	



housing for brickwork - cassaforma laterizio

1EE0.100.01

Cylinder with WHITE ring
Cilindro con anello BIANCO



62 Black - Nero



66 White - Bianco



6K Ice Black - Nero Lucido



6X Light Brass - Ottone Chiaro



6Z Light Bronze - Bronzo Chiaro

9W led MC-E=3 CE
250m/A CRI>95
3FY3E.3 S. IP40 P=8,6cm
4FY3E.3 S. IP40 P=9,1cm
with honeycomb - con frangiluce
8FY3E.3 S. IP54 P=9,1cm

Led color	Nominal lm	Beam spread
2 = 2700K	880	20°
3 = 3000K	944	
4 = 4000K	1024	

(m-M) Driver
3KIT.250.1L (1-1) on/off
3KIT.251.2B (1-2) DALI - Push - 1...10V
remote installation - in remoto
3KIT.252.12 (1-1) DALI
3KIT.253.13 (1-1) Push - 1...10V
3KIT.254.12 (1-1) IGBT - TRIAC

13W led MC-E=3 CE
350m/A CRI>95
3EY3E.3 S. IP40 P=9,3cm
4EY3E.3 S. IP40 P=9,8cm
with honeycomb - con frangiluce
8EY3E.3 S. IP54 P=9,8cm

Led color	Nominal lm	Beam spread
2 = 2700K	1182	20°
3 = 3000K	1268	
4 = 4000K	1376	

(m-M) Driver
3KIT.350.1L (1-1) on/off
3KIT.351.40 (1-2) DALI - Push - 1...10V
remote installation - in remoto
3KIT.352.15 (1-1) DALI
3KIT.353.15 (1-1) Push - 1...10V
3KIT.354.18 (1-1) IGBT - TRIAC

6W led DimToWarm CE
350m/A CRI 95
3EY3E.3WS. IP40 P=8,6cm
4EY3E.3WS. IP40 P=9,1cm
with honeycomb - con frangiluce
8EY3E.3WS. IP54 P=9,1cm

Led color	Nominal lm	Beam spread
W= max 3000K min. 1800K	max 445 lm min. 10 lm	20°

(m-M) Driver
3KIT.352.W15 (1-1) DALI
3KIT.354.W10 (1-1) IGBT - TRIAC

(m-M) = min. Led unit - Max Led unit. Led unit warranty only when used together with driver bought from Oty srl.

(m-M) = gestione minima e massima delle unità Led. I Led sono coperti da garanzia solo se utilizzati in abbinamento con i driver forniti dalla Oty srl.

Pop Y3 EVO ø 10,0 Glass

Pop PY3 Glass EVO is available with trim (for plasterboard and brickwork) and trimless (for plasterboard only).

The new trimless housing has the fastening system at the rear surface of the plasterboard. The transparent glass is combined with the following colors: matt black, matt white (with aluminum finish cylinder), light brass (with black cylinder) and light bronze (with black cylinder). Pop EVO family is equipped with our new LED "AXI", whose COB can be easily replaced at the end of its life cycle.

In the IP54 version, the protection degree corresponds to the visible surface of the item, while the upper structure fixed to the plasterboard remains IP40.

Pop PY3 Glass EVO è disponibile nelle versioni con bordo (per cartongesso e muratura), e senza bordo (solo per cartongesso). La nuova cassaforma trimless dispone del sistema di fissaggio sulla superficie posteriore del cartongesso.

Il vetro trasparente è abbinato ai colori: nero opaco, bianco opaco (cilindro in finitura alluminio), ottone chiaro (cilindro nero) e bronzo chiaro (cilindro nero).

La famiglia Pop EVO è dotata del nostro nuovo led "AXI", il cui COB può essere sostituito facilmente in caso di fine vita.

Nella versione IP54, il grado di protezione coincide con la superficie visibile dell'articolo, mentre la struttura superiore fissata al cartongesso rimane IP40.



Pop Y3 EVO Ø 10,0 **Glass** trimless
for plasterboard - per cartongesso



02T Black - Nero - Transparent Glass



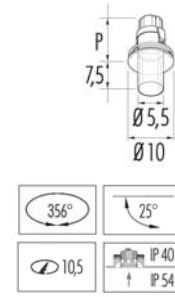
06T White - Bianco - Transparent Glass



XT Light Brass - Ottone Chiaro - Transparent Glass



ZT Light Bronze - Bronzo Chiaro - Transparent Glass



GU10 led CE V

220V ÷ 240V
3PGE.211. IP40 P=10,1cm
4PGE.211. IP40 P=10,6cm
with honeycomb - con frangiluce

GU5.3 led CE V

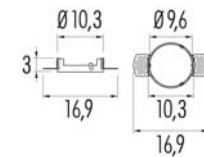
12V
3PGE.220. IP40 P=9,1cm
4PGE.220. IP40 P=9,6cm
with honeycomb - con frangiluce
8PGE.220. IP54 P=9,6cm

3KIT.201.050 max 50VA
dimnable gear: IGBT

9,5W led dimm IGBT - TRIAC CE V

220V ÷ 240V Flicker < 20% CRI>90
3PGE.K IP40 P=10,0cm
4PGE.K IP40 P=10,5cm
with honeycomb - con frangiluce
8PGE.K IP54 P=10,5cm

Led color	Nominal lm	Beam spread
2 = 2700K	710	M = 36°
3 = 3000K	760	S = 24°



"BACK" housing for plasterboard - cassaforma cartongesso

1Z00.100.BK

9W led MC-E=3 CE V

250m/A CRI>95
3NGE.3 IP40 P=8,6cm
4NGE.3 IP40 P=9,1cm
with honeycomb - con frangiluce
8NGE.3 IP54 P=9,1cm

Led color	Nominal lm	Beam spread
2 = 2700K	880	M = 38°
3 = 3000K	944	S = 22°
4 = 4000K	1024	T = 10°

© (m-M) Driver

3KIT.250.1L (1-1) on/off
3KIT.251.28 (1-2) DALI - Push - 1...10V
remote installation - in remoto
3KIT.252.12 (1-1) DALI
3KIT.253.13 (1-1) Push - 1...10V
3KIT.254.12 (1-1) IGBT - TRIAC

13W led MC-E=3 CE V

350m/A CRI>95
3PGE.3 IP40 P=11,0cm
4PGE.3 IP40 P=11,5cm
with honeycomb - con frangiluce
8PGE.3 IP54 P=11,5cm

Led color	Nominal lm	Beam spread
2 = 2700K	1182	M = 38°
3 = 3000K	1268	S = 22°
4 = 4000K	1376	T = 10°

© (m-M) Driver

3KIT.350.1L (1-1) on/off
3KIT.351.40 (1-2) DALI - Push - 1...10V
remote installation - in remoto
3KIT.352.15 (1-1) DALI
3KIT.353.15 (1-1) Push - 1...10V
3KIT.354.18 (1-1) IGBT - TRIAC

6W led DimToWarm CE V

350m/A CRI 95
3PGE.3W P40 P=9,5cm
4PGE.3W IP40 P=10,0cm
with honeycomb - con frangiluce
8PGE.3W IP54 P=10,0cm

Led color	Nominal lm	Beam spread
W= max 3000K min. 1800K	max 445 lm min. 10 lm	M = 30° S = 18°

© (m-M) Driver

3KIT.352.W15 (1-1) DALI
3KIT.354.W10 (1-1) IGBT - TRIAC

(m-M) = min. Led unit - Max Led unit. Led unit warranty only when used together with driver bought from Oty srl.

(m-M) = gestione minima e massima delle unità Led. I Led sono coperti da garanzia solo se utilizzati in abbinamento con i driver forniti dalla Oty srl.

Cylinder with BLACK ring
Cilindro con anello NERO



22T Black - Nero - Transparent Glass



26T White - Bianco - Transparent Glass

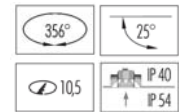
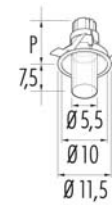


2XT Light Brass - Ottone Chiaro - Transparent Glass



2ZT Light Bronze - Bronzo Chiaro - Transparent Glass

easy Pop Y3 EVO Ø 10,0 Glass with trim
for plasterboard and brickwork - per cartongesso e laterizio

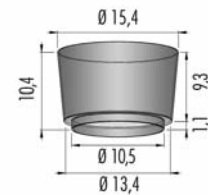


GU10 led	CE	▽	□
220V ÷ 240V			
3EGE.211.	□	IP40	P=10,1cm
4EGE.211.	□	IP40	P=10,6cm
<i>with honeycomb - con frangiluce</i>			

GU5.3 led	CE	▽	□
12V			
3EGE.220.	□	IP40	P=9,1cm
4EGE.220.	□	IP40	P=9,6cm
<i>with honeycomb - con frangiluce</i>			
8EGE.220.	□	IP54	P=9,6cm

3KIT.201.050	max 50VA
<i>dimnable gear: IGBT</i>	

9,5W led	dimmm IGBT - TRIAC	CE	▽	□
220V ÷ 240V	Flicker < 20%	CRI>90		
3EGE.K	□	IP40	P=10,0cm	
4EGE.K	□	IP40	P=10,5cm	
<i>with honeycomb - con frangiluce</i>				
8EGE.K	□	IP54	P=10,5cm	
Led color	Nominal lm	Beam spread		
2 = 2700K	710	M = 36°		
3 = 3000K	760	S = 24°		



housing for brickwork - cassaforma laterizio
1EE0.100.01

Cylinder with WHITE ring
Cilindro con anello BIANCO



62T Black - Nero - Transparent Glass



66T White - Bianco - Transparent Glass



6XT Light Brass - Ottone Chiaro - Transparent Glass



6ZT Light Bronze - Bronzo Chiaro - Transparent Glass

9W led	MC-E=3	CE	▽	□
250m/A				
3FGE.3	□	IP40	P=8,6cm	CRI>95
4FGE.3	□	IP40	P=9,1cm	
<i>with honeycomb - con frangiluce</i>				
8FGE.3	□	IP54	P=9,1cm	
Led color	Nominal lm	Beam spread		
2 = 2700K	880	M = 38°		
3 = 3000K	944	S = 22°		
4 = 4000K	1024	T = 10°		

© (m-M) Driver
3KIT.250.1L (1-1) on/off
3KIT.251.2B (1-2) DALI - Push - 1...10V <i>remote installation - in remoto</i>
3KIT.252.12 (1-1) DALI
3KIT.253.13 (1-1) Push - 1...10V
3KIT.254.12 (1-1) IGBT - TRIAC

13W led	MC-E=3	CE	▽	□
350m/A				
3EGE.3	□	IP40	P=11,0cm	CRI>95
4EGE.3	□	IP40	P=11,5cm	
<i>with honeycomb - con frangiluce</i>				
8EGE.3	□	IP54	P=11,5cm	
Led color	Nominal lm	Beam spread		
2 = 2700K	1182	M = 38°		
3 = 3000K	1268	S = 22°		
4 = 4000K	1376	T = 10°		

© (m-M) Driver
3KIT.350.1L (1-1) on/off
3KIT.351.40 (1-2) DALI - Push - 1...10V <i>remote installation - in remoto</i>
3KIT.352.15 (1-1) DALI
3KIT.353.15 (1-1) Push - 1...10V
3KIT.354.18 (1-1) IGBT - TRIAC

6W led	DimToWarm	CE	▽	□
350m/A				
3EGE.3W	□	P40	P=9,5cm	CRI 95
4EGE.3W	□	IP40	P=10,0cm	
<i>with honeycomb - con frangiluce</i>				
8EGE.3W	□	IP54	P=10,0cm	
Led color	Nominal lm	Beam spread		
W= max 3000K	max 445 lm	M = 30°		
min. 1800K	min. 10 lm	S = 18°		

© (m-M) Driver
3KIT.352.W15 (1-1) DALI
3KIT.354.W10 (1-1) IGBT - TRIAC

(m-M) = min. Led unit - Max Led unit. Led unit warranty only when used together with driver bought from Oty srl.
(m-M) = gestione minima e massima delle unità Led. I Led sono coperti da garanzia solo se utilizzati in abbinamento con i driver forniti dalla Oty srl.

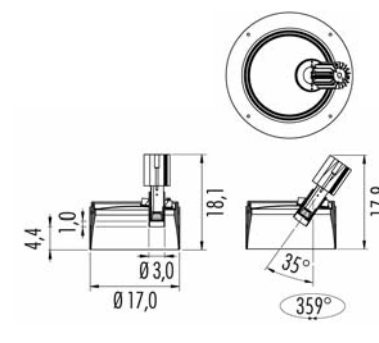
Pop 03 Look ø 17,0 trimless



Pop 03 Look Ø 17,0 trimless
for plasterboard - per cartongesso



- *Frame - Struttura*
- 02 ● Black - Nero
- 06 ○ White - Bianco

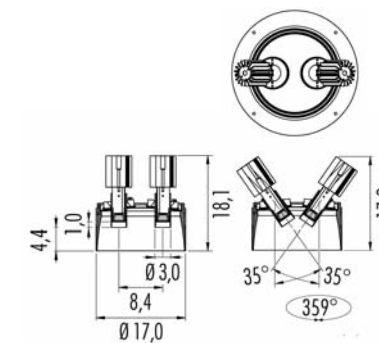


Look x1

IP40	MC-E=3	CE	▽	⊕
350m/A	LED 1x13,4W	CRI>95		
3PL31.2	■ M. □			
4PL31.2	■ M. □			
<i>with honeycomb - con frangiluce</i>				

■ Led color	Nominal lm	Beam spread
2 = 2700K	1650	30°
3 = 3000K	1727	
4 = 4000K	1786	

- © (to order) Driver
- 3KIT.350.1L (n° 1) on/off
- 3KIT.352.15 (n° 1) DALI
- 3KIT.353.15 (n° 1) Push - 1...10V
- 3KIT.354.18 (n° 1) IGBT - TRIAC

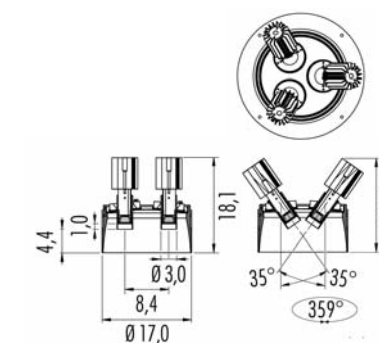


Look x2

IP40	MC-E=3	CE	▽	⊕
350m/A	LED 2x13,4W	CRI>95		
3PL32.2	■ M. □			
4PL32.2	■ M. □			
<i>with honeycomb - con frangiluce</i>				

■ Led color	Nominal lm	Beam spread
2 = 2700K	2x1650	30°
3 = 3000K	2x1727	
4 = 4000K	2x1786	

- © (to order) Driver
- 3KIT.350.1L (n° 2) on/off
- 3KIT.351.40 (n° 1) DALI - Push - 1...10V
- 3KIT.354.18 (n° 2) IGBT - Triac



Look x3

IP40	MC-E=3	CE	▽	⊕
350m/A	LED 3x13,4W	CRI>95		
3PL33.2	■ M. □			
4PL33.2	■ M. □			
<i>with honeycomb - con frangiluce</i>				

■ Led color	Nominal lm	Beam spread
2 = 2700K	3x1650	30°
3 = 3000K	3x1727	
4 = 4000K	3x1786	

- © (to order) Driver
- 3KIT.350.1L (n° 3) on/off
- 3KIT.352.15 (n° 3) DALI
- 3KIT.353.15 (n° 3) Push - 1...10V
- 3KIT.354.18 (n° 3) IGBT - Triac



housing for plasterboard - cassaforma cartongesso

1K00.170.01


(m-M) = min. Led unit - Max Led unit. Led warranty only when used together with driver bought from Oty srl.

(m-M) = gestione minima e massima delle unità Led. I Led sono coperti da garanzia solo se utilizzati in abbinamento con i driver forniti dalla Oty srl.

Pop 04 Ø 8,0 trimless



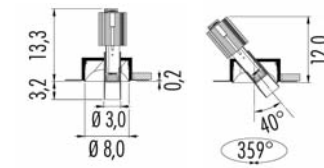
Pop 04 Ø 8,0 trimless
for plasterboard - per cartongesso



□ 02 Black - Nero



□ 06 White - Bianco



IP40

350m/A LED 13,4W CRI>95

3P04.2 S. □

4P04.2 S. □

with honeycomb - con frangiluce

Led color	Nominal lm	Beam spread
2 = 2700K	1650	25°
3 = 3000K	1727	
4 = 4000K	1786	

© (m-M) Driver


3KIT.350.1L (1-1) on/off

3KIT.351.40 (1-2) DALI - Push - 1...10V
remote installation - in remoto

3KIT.352.15 (1-1) DALI

3KIT.353.15 (1-1) Push - 1...10V

3KIT.354.18 (1-1) IGBT - TRIAC



housing for plasterboard - cassafornia cartongesso

1Z00.080.01

(m-M) = min. Led unit - Max Led unit. Led warranty only when used together with driver bought from Oty srl.

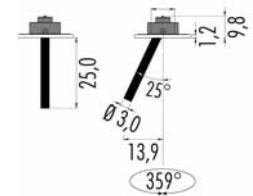
(m-M) = gestione minima e massima delle unità Led. I Led sono coperti da garanzia solo se utilizzati in abbinamento con i driver forniti dalla Oty srl.

Pop Magic Ø 3,0 trimless
for plasterboard - per cartongesso

The illusion of light. Pop Magic represents the zenith of functional minimalism applied to architectural lighting. It's a system that doesn't strive for invisibility, but opts for a discreet presence: a slender cylinder that emerges gracefully from ceiling, as if defying gravity. With refined elegance, this stem extends into the space, casting a glow that seems suspended in mid-air. Made of aluminum with ø 3,0 cm diameter, the Pop Magic series comes in different lengths (25, 40 and 120 cm), offering a versatile tool for the most sophisticated residential and contract settings, where light doesn't invade the space but shapes it through its downward fall, defining an aesthetic based on precision and visual silence.

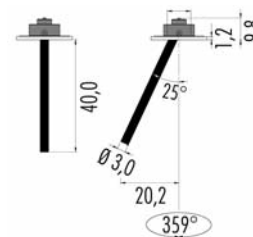
L'illusione del punto luce. Pop Magic rappresenta l'apice del minimalismo funzionale applicato alla luce architettonica. È un sistema che non cerca l'invisibilità, ma sceglie la presenza discreta: un esile cilindro che emerge con grazia dal soffitto, quasi a voler sfidare la gravità. Con un'eleganza raffinata, questo stelo si protende nello spazio proiettando una luce che appare come sospesa nel vuoto. Realizzata in alluminio con un diametro da ø 3,0 cm, la serie Pop Magic si declina in diverse lunghezze (25, 40 e 120 cm), offrendo uno strumento versatile per i contesti residenziali e contract più ricercati, dove la luce non invade l'ambiente, ma lo disegna per caduta, definendo un'estetica fondata sulla precisione e sul silenzio visivo.





Pop 04 Magic Ø 3,0 trimless
for plasterboard - per cartongesso

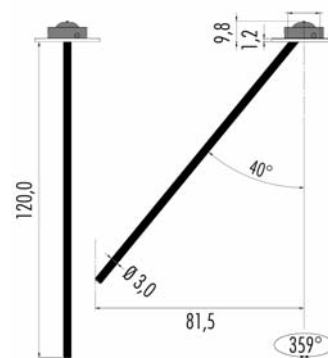
IP40	P04A	CE	V	⊕
350m/A	13,4W led	CRI>95		
3P04A.2	M. □			
4P04A.2	M. □			
with honeycomb - con frangiluce				



IP40	P04B	CE	V	⊕
350m/A	13,4W led	CRI>95		
3P04B.2	M. □			
4P04B.2	M. □			
with honeycomb - con frangiluce				

housing for plasterboard - cassaforma cartongesso 8,5

1W00.085.01
housing for plasterboard with 1,2cm max thickness
cassaforma per cartongesso con spessore max di 1,2cm



IP40	P04C	CE	V	⊕
350m/A	13,4W led	CRI>95		
3P04C.2	M. □			
4P04C.2	M. □			
with honeycomb - con frangiluce				
■ Led color	Nominal lm	Beam spread		
2 = 2700K	1650	35°		
3 = 3000K	1727			
4 = 4000K	1786			

© (m-M)	Driver
3KIT.350.1L (1-1)	on/off
3KIT.351.40 (1-2)	DALI - Push - 1...10V remote installation - in remoto
3KIT.352.15 (1-1)	DALI
3KIT.353.15 (1-1)	Push - 1...10V
3KIT.354.18 (1-1)	IGBT - TRIAC

housing for plasterboard - cassaforma cartongesso 12,5

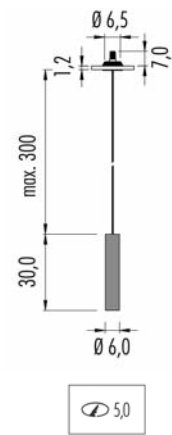
1W00.125.01
housing for plasterboard with 1,2cm max thickness
cassaforma per cartongesso con spessore max di 1,2cm

- Frame - Struttura
- 02 ● Black - Nero
- 06 ○ White - Bianco

(m-M) = min. Led unit - Max Led unit. Led warranty only when used together with driver bought from Oty srl.
(m-M) = gestione minima e massima delle unità Led. I Led sono coperti da garanzia solo se utilizzati in abbinamento con i driver forniti dalla Oty srl.



Pop 06 Ø 6,0



IP20 **ARC**

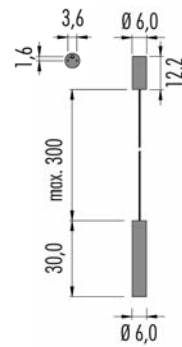
220-240V
3P06A.210.□ **GU10 led**

IP20 Flicker < 20%

220-240V **9,5W** CRI>90 MC-E=3
3P06A.K ■ S.□ dimm. IGBT - TRIAC

Led color	Nominal lm	Beam spread
2 = 2700K	710	24°
3 = 3000K	760	

ARC canopy - rosone: White - Bianco



IP20 **CUP**

220-240V
3P06.210.□ **GU10 led**

IP20 Flicker < 20%

220-240V **9,5W** CRI>90 MC-E=3
3P06.K ■ S.□ dimm. IGBT - TRIAC

Led color	Nominal lm	Beam spread
2 = 2700K	710	24°
3 = 3000K	760	

□ Frame - Struttura CUP - Rosone

02 ● Black - Nero Black - Nero

06 ○ White - Bianco White - Bianco

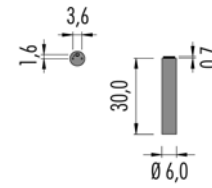
Black power supply cable.
Cavo di alimentazione, nero.



Pop 07 Ø 6,0 Mono-color



- Frame - Struttura
- 02 ● Black - Nero
- 06 ○ White - Bianco



IP20 ☉
 220-240V
 3P07.210.□ GU10 led



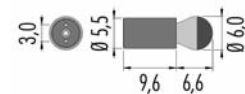
IP20 Flicker < 20%
 220-240V 9,5W
 3P07.K ■ S. □ dimm. IGBT - TRIAC



Led color	Nominal lm	Beam spread
2 = 2700K	710	24°
3 = 3000K	760	

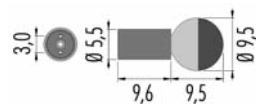


Pop 07 small Bulb
wall - parete



IP20	CE	⚡	⊕
220V ÷ 240V	e27	7W	CRI>80
3P07.A2L	dim. IGBT - TRIAC		
■ Led color	Nominal lm	Beam spread	
2700K	806	180°	

Pop 07 big Bulb
wall - parete




IP20	CE	⚡	⊕
220V ÷ 240V	e27	7W	CRI>80
3P07.B2L	dim. IGBT - TRIAC		
■ Led color	Nominal lm	Beam spread	
2700K	806	180°	

□ Frame - struttura	● Bulb - lampadina
02M Black - Nero	● Mirror Chrome - specchiata cromo
06M White - Bianco	● Mirror Chrome - specchiata cromo



Pop 07 small Bulb
ceiling - plafone



IP20	Ⓢ	CE	▽	⊕
220V ÷ 240V	ø27 4W	CRI>80		
3P07.A2L.	dim. IGBT - TRIAC			
■ Led color	Nominal lm	Beam spread		
2700K	470	360°		

Pop 07 big Bulb
ceiling - plafone



IP20	Ⓢ	CE	▽	⊕
220V ÷ 240V	ø27 4W	CRI>80		
3P07.B2L.	dim. IGBT - TRIAC			
■ Led color	Nominal lm	Beam spread		
2700K	470	360°		

□	Frame - struttura	●	Bulb - lampadina
02	Black - Nero	●	Transparent - Trasparente
06	White - Bianco	●	Transparent - Trasparente



Pop P07 IP65 Ø 6,0

Ceiling lamp made of aluminium with no visible fixing screws.
The honeycomb filter of black colour spreads comfortably the light.
IP65 rating makes Pop P07 ideal for both indoor and outdoor installations.

*Lampada a plafone in alluminio, nessuna vite di fissaggio a vista.
Il filtro frangiluce è di colore nero e provvede a diffondere la luce in modo confortevole.
Il grado di protezione IP65 rende il Pop P07 ideale per installazioni sia indoor che outdoor.*





IP65 © MC-E=3 CE ▽ ⊕

220-240V 7W CRI>90

4P07.2 ■ M9. □ on/off
with honeycomb - con frangiluce

Led color	Nominal lm	Beam spread
2 = 2700K	810	36°
3 = 3000K	840	

□ Frame - Struttura

02 ● Matt Black - Nero Opaco

06 ○ Matt White - Bianco Opaco

Z2 ● Bronze - Bronzo



Pop Ring Pull Ø 12,5 with trim

The dynamic soul of light. Pop Ring Pull is the vital evolution of a lighting concept that rejects stillness, where light doesn't occupy the space but governs it through movement. Distinguished by its dynamism, it can be directed wherever required.

Characterized by an optical engine that can be tilted, transforming from a standard downlight to a precision accent projector. It's a gesture of pure flexibility that brings depth to every architectural detail, revealing the beauty hidden within the shadows.

L'anima dinamica della luce. Pop Ring Pull è l'evoluzione vitale di un concetto luminoso che rifiuta l'immobilità, dove la luce non subisce lo spazio, ma lo governa attraverso il movimento. Si distingue per il suo dinamismo, per orientarsi dove serve.

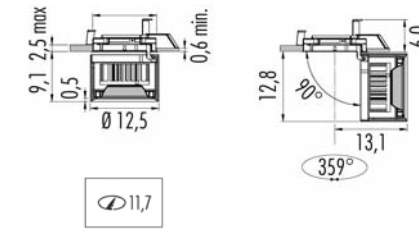
Caratterizzato da un corpo ottico che può essere inclinato, trasformandosi da semplice elemento zenitale a proiettore d'accento. È un gesto di pura flessibilità che dona profondità a ogni dettaglio architettonico, svelando la bellezza nascosta tra le ombre.



Pop Ring Pull Ø 12,5 with trim
for plasterboard - per cartongesso



- Frame - Struttura
02 ● Black - Nero
06 ○ White - Bianco



IP20 © MC-E=3 CE
350 m/A - 500 m/A - 600 m/A CRI > 90

3PRIP.6

© (m-M) **LED 12,5W** 350m/A

3KIT.350.1L (1-1) on/off

3KIT.351.40 (1-2) DALI - Push - 1...10V

3KIT.352.15 (1-1) DALI

3KIT.353.15 (1-1) Push - 1...10V

3KIT.354.18 (1-1) IGBT - TRIAC

Led color	Nominal lm	Beam spread
2 = 2700K	1477	L = 60°
3 = 3000K	1565	S = 24°
4 = 4000K	1635	T = 12°

© (m-M) **LED 18,4W** 500m/A

3KIT.500.1L (1-1) on/off

3KIT.501.50 (1-2) DALI - Push - 1...10V

3KIT.502.20 (1-1) DALI

3KIT.503.20 (1-1) Push - 1...10V

3KIT.504.20 (1-1) IGBT - TRIAC

Led color	Nominal lm	Beam spread
2 = 2700K	2020	L = 60°
3 = 3000K	2140	S = 24°
4 = 4000K	2236	T = 12°

© (m-M) **LED 23W** 600m/A

3KIT.600.1L (1-1) on/off

3KIT.601.50 (1-1) DALI - Push - 1...10V

Led color	Nominal lm	Beam spread
2 = 2700K	2228	L = 60°
3 = 3000K	2357	S = 24°
4 = 4000K	2455	T = 12°

(m-M) = min. Led unit - Max Led unit. Led warranty only when used together with driver bought from Oty srl.

(m-M) = gestione minima e massima delle unità Led. I Led sono coperti da garanzia solo se utilizzati in abbinamento con i driver forniti dalla Oty srl.

Pop 07 Pull ø 12,5

The dynamic soul of light. The ceiling-mounted version of Pop P07 Pull brings the dynamic soul of the 'Pull' collection beyond architectural lighting, transforming functionality into a sculptural furnishing element. No longer hidden, the fixture stands proud, maintaining the same freedom of movement that has made it an icon. Rejecting stillness: by tilting and rotating, the fixture transforms from pure architectural geometry into the director of the scene. Able to cast deep accents and enhance the surrounding architectural details. It's the choice for those seeking maximum flexibility without giving up a sharp and original graphic mark.

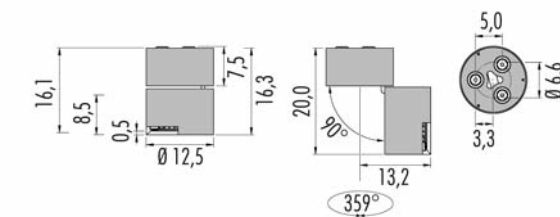
L'anima dinamica della luce. La versione a plafone del Pop P07 Pull porta l'anima dinamica della collezione "Pull" fuori dalla luce architettonica, trasformando la funzionalità in un elemento d'arredo scultoreo. Non più celato, il corpo illuminante si espone con fierezza, mantenendo la stessa libertà di movimento che lo ha reso un'icona. Rifiutare l'immobilità: inclinandosi e ruotando, l'apparecchio si trasforma da pura geometria architettonica a regista della scena. Capace di proiettare accenti profondi e dare vita ai dettagli dell'architettura circostante. È la scelta di chi cerca la massima flessibilità senza rinunciare ad un segno grafico deciso e originale.



Pop 07 Pull Ø 12,5
ceiling/plafone



- Frame - Struttura
- 02 ● Black - Nero
- 06 ○ White - Bianco

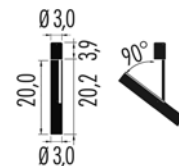


IP20	MC-E-3	CE	⚡
220-240V	18,4W	CRI>90	
3P07P.5	IGBT Triac		
3P07PA5	DALI		
3P07PG5	Push - 1...10V		
■ Led color	Nominal lm	▲ Beam spread	
2 = 2700K	2176	L = 60°	
3 = 3000K	2301	S = 24°	
4 = 4000K	2400	T = 12°	

Pop P12/D ø 3,0



Pop P12/D Ø 3,0
wall/ceiling - parete/plafone



IP20	LED 10W	CE	▼	Ⓜ
250m/A		CRI>95		
3P12D.2	■ S. □			
4P12D.2	■ S. □			
with honeycomb - con frangiluce				
■ Led color	Nominal lm	Beam spread		
2 = 2700K	989	24°		
3 = 3000K	1061			
4 = 4000K	1151			

© (m-M) Driver remote installation - in remoto

3KIT.250.1L (1-1)	on/off
3KIT.251.28 (1-2)	DALI - Push - 1...10V
3KIT.252.12 (1-1)	DALI
3KIT.253.13 (1-1)	Push - 1...10V
3KIT.254.12 (1-1)	IGBT - TRIAC

- Frame - Struttura
- 02 ● Black - Nero
- 06 ○ White - Bianco

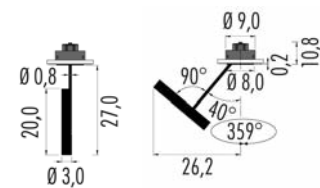
(m-M) = min. Led unit - Max Led unit. Led warranty only when used together with driver bought from Oty srl.
(m-M) = gestione minima e massima delle unità Led. I Led sono coperti da garanzia solo se utilizzati in abbinamento con i driver forniti dalla Oty srl.





Pop P12 Ø 3,0 trimless
for plasterboard - per cartongesso



- Frame - Struttura
- 02 ● Black - Nero
- 06 ○ White - Bianco



IP20   CRI>95

250m/A **LED 10W**

3P12.2 ■ S. □

4P12.2 ■ S. □

with honeycomb - con frangiglucce

Led color	Nominal lm	Beam spread
2 = 2700K	989	24°
3 = 3000K	1061	
4 = 4000K	1151	

© (m-M) Driver

3KIT.250.1L (1-1) on/off

3KIT.251.28 (1-2) DALI - Push - 1...10V
remote installation - in remoto

3KIT.252.12 (1-1) DALI

3KIT.253.13 (1-1) Push - 1...10V

3KIT.254.12 (1-1) IGBT - TRIAC

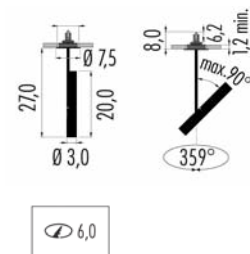


housing for plasterboard - cassaforma cartongesso
1Z00.080.01



(m-M) = min. Led unit - Max Led unit. Led warranty only when used together with driver bought from Oty srl.
(m-M) = gestione minima e massima delle unità Led. I Led sono coperti da garanzia solo se utilizzati in abbinamento con i driver forniti dalla Oty srl.

Pop P12/T Ø 3,0 with trim
for plasterboard - per cartongesso



IP20	CE	LED 10W	CRI>95
250m/A			
3P12T.2	■ S. □		
4P12T.2	■ S. □		
with honeycomb - con frangiluce			
■ Led color	Nominal lm	Beam spread	
2 = 2700K	989	24°	
3 = 3000K	1061		
4 = 4000K	1151		

© (m-M)	Driver
3KIT.250.1L (1-1)	on/off
3KIT.251.28 (1-2)	DALI - Push - 1...10V remote installation - in remoto
3KIT.252.12 (1-1)	DALI
3KIT.253.13 (1-1)	Push - 1...10V
3KIT.254.12 (1-1)	IGBT - TRIAC

- Frame - Struttura
- 02 ● Black - Nero
- 06 ○ White - Bianco

(m-M) = min. Led unit - Max Led unit. Led warranty only when used together with driver bought from Oty srl.
(m-M) = gestione minima e massima delle unità Led. I Led sono coperti da garanzia solo se utilizzati in abbinamento con i driver forniti dalla Oty srl.



Pop P12/L Ø 3,0 trimless

Pop P12/L is more than a light, it's a pure graphic mark.
The ultimate fusion of architectural rigor and avant-garde minimalism, redefining discretion.
Its design, inspired by the essential lines of oriental nature, unfolds through a slender arm
and a micro-cylinder that guide the light, gently illuminating spaces and surfaces.
An ethereal presence that fills the room without crowding it, turning every reflection into a truly
prestigious visual experience.

*Pop P12/L trascende la funzione illuminante per farsi segno grafico puro.
Sintesi perfetta tra rigore architettonico e minimalismo d'avanguardia, ridefinisce il concetto di
discrezione. Il design, ispirato ai tratti essenziali della natura orientale, si articola attraverso un braccio
sottile ed un micro-cilindro, che guidano la luce illuminando con gentilezza spazi e superfici.
Una presenza eterea che abita lo spazio senza ingombrarlo, trasformando ogni riflesso in un'esperienza
visiva di assoluto prestigio.*





- Frame - Struttura
- 02 ● Black - Nero
- 06 ○ White - Bianco

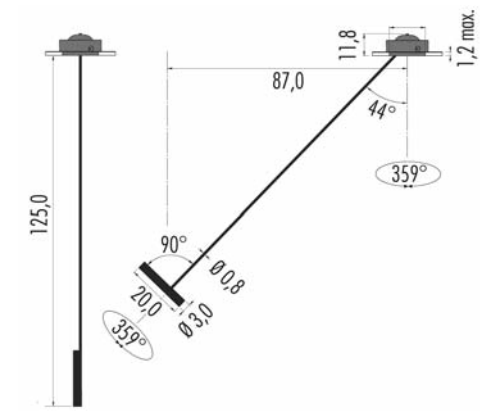
Ø 12,5

housing for plasterboard - cassaforma cartongesso

1W00.125.01

housing for plasterboard with 1,2cm max thickness
cassaforma per cartongesso con spessore max di 1,2cm

Pop P12/L Ø 3,0 trimless
for plasterboard - per cartongesso



IP20 © CE V Ⓢ

250m/A

LED 10W

CRI>95

3P12L.2 ■ S. □

4P12L.2 ■ S. □

with honeycomb - con frangiluce

Led color	Nominal lm	Beam spread
2 = 2700K	989	24°
3 = 3000K	1061	
4 = 4000K	1151	

© (m-M) Driver

3KIT.250.1L (1-1) on/off

3KIT.251.2B (1-2) DALI - Push - 1...10V
remote installation - in remoto

3KIT.252.12 (1-1) DALI

3KIT.253.13 (1-1) Push - 1...10V

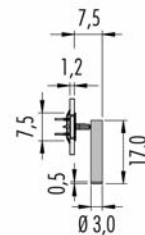
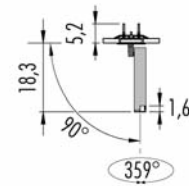
3KIT.254.12 (1-1) IGBT - TRIAC

(m-M) = min. Led unit - Max Led unit. Led warranty only when used together with driver bought from Oty srl.

(m-M) = gestione minima e massima delle unità Led. I Led sono coperti da garanzia solo se utilizzati in abbinamento con i driver forniti dalla Oty srl.

Pop 12 Ring Ø 3,0 with trim





Pop 12 Ring $\varnothing 3,0$ with trim for plasterboard - per cartongesso

IP20 MC-E=3
500 m/A **6W** CRI>90

3PR12.2 S.

4PR12.2 S.

with honeycomb - con frangiluce

Led color	Nominal lm	Beam spread
2 = 2700K	528	24°
3 = 3000K	552	
4 = 4000K	594	

(m-M) Driver

3KIT.500.15 (1-1) on/off

3KIT.501.50 (1-7) DALI - Push - 1...10V
remote installation - in remoto

3KIT.502.20 (1-3) DALI

3KIT.503.20 (1-3) Push - 1...10

3KIT.504.10 (1-1) IGBT - TRIAC

Frame - Struttura

02 Black - Nero

06 White - Bianco

(m-M) = min. Led unit - Max Led unit. Led warranty only when used together with driver bought from Oty srl.

Pop 12 Cup $\varnothing 3,0$ wall/ceiling - parete/plafone

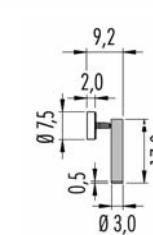
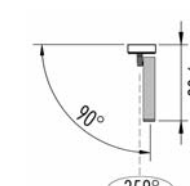


Frame - Struttura

02 Black - Nero

06 White - Bianco

(m-M) = gestione minima e massima delle unità Led. I Led sono coperti da garanzia solo se utilizzati in abbinamento con i driver forniti dalla Oty srl.



IP20 MC-E=3
500 m/A **6W** CRI>90

3PC12.2 S.

4PC12.2 S.

with honeycomb - con frangiluce

Led color	Nominal lm	Beam spread
2 = 2700K	528	24°
3 = 3000K	552	
4 = 4000K	594	

(m-M) Driver remote installation - in remoto

3KIT.500.15 (1-1) on/off

3KIT.501.50 (1-7) DALI - Push - 1...10V

3KIT.502.20 (1-3) DALI

3KIT.503.20 (1-3) Push - 1...10

3KIT.504.10 (1-1) IGBT - TRIAC

Frame - Struttura

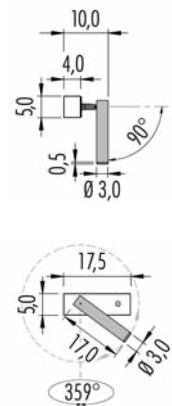
02 Black - Nero

06 White - Bianco

Pop 12/W Ø 3,0
wall/parete



- Frame - Struttura
- 02 ● Black - Nero
- 06 ○ White - Bianco



IP40	©	MC-E=3	CE	▽	⊕
220-240V		3W			CRI>90
3P12W.P	■ S. □	on/off			
with switch - con pulsante					
3P12W.0	■ S. □	on/off			
without switch - senza pulsante					

Led color	Nominal lm	Beam spread
2 = 2700K	340	24°
3 = 3000K	380	

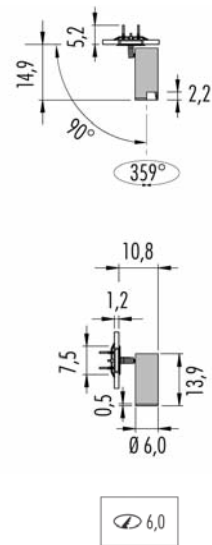
IP40	©	MC-E=3	CE	▽	⊕
220-240V		6W			CRI>90
3P12W.D	■ S. □	dim. IGBT - TRIAC			
without switch - senza pulsante					

Led color	Nominal lm	Beam spread
2 = 2700K	637	24°
3 = 3000K	712	



Pop 12 Ring Ø 6,0 with trim





Pop 12 Ring Ø 6,0 with trim
for plasterboard - per cartongesso

IP20	Flicker < 20%	CE	V	□
220V ÷ 240V	9,5W	CRI>90		
3PR12.K ■▲□	dimmi IGBT - TRIAC			
4PR12.K ■▲□	dimmi IGBT - TRIAC			
with honeycomb - con frangiluce				

Led color	Nominal lm	Beam spread
2 = 2700K	710	M = 36°
3 = 3000K	760	S = 24°

IP20	MC-E=3	CE	V	⊕
350m/A	12,2W	CRI>90		
3PR12.3 ■▲□				
4PR12.3 ■▲□				
with honeycomb - con frangiluce				


Led color	Nominal lm	Beam spread
2 = 2700K	1370	M = 36°
3 = 3000K	1500	S = 24°

- © (m-M) Driver
- 3KIT.350.1L** (1-1) on/off
 - 3KIT.351.40** (1-2) DALI - Push - 1...10V
remote installation - in remoto
 - 3KIT.352.15** (1-1) DALI
 - 3KIT.353.15** (1-1) Push - 1...10V
 - 3KIT.354.18** (1-1) IGBT - TRIAC

- Frame - Struttura
- 02** ● Black - Nero
 - 06** ○ White - Bianco

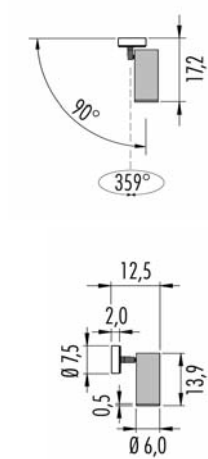
(m-M) = min. Led unit - Max Led unit. Led warranty only when used together with driver bought from Oty srl.

Pop 12 Cup Ø 6,0
wall/ceiling - parete/plafone



- Frame - Struttura
- 02** ● Black - Nero
 - 06** ○ White - Bianco

(m-M) = gestione minima e massima delle unità Led. I Led sono coperti da garanzia solo se utilizzati in abbinamento con i driver forniti dalla Oty srl.



IP20	Flicker < 20%	CE	V	□
220V ÷ 240V	9,5W	CRI>90		
3PC12.K ■▲□	dimmi IGBT - TRIAC			
4PC12.K ■▲□	dimmi IGBT - TRIAC			
with honeycomb - con frangiluce				

Led color	Nominal lm	Beam spread
2 = 2700K	710	M = 36°
3 = 3000K	760	S = 24°

IP20	MC-E=3	CE	V	⊕
350m/A	12,2W	CRI>95		
3PC12.3 ■▲□				
4PC12.3 ■▲□				
with honeycomb - con frangiluce				

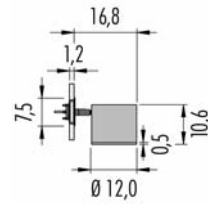
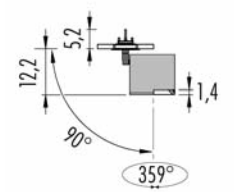
Led color	Nominal lm	Beam spread
2 = 2700K	1370	M = 36°
3 = 3000K	1500	S = 24°

- © (m-M) Driver remote installation - in remoto
- 3KIT.350.1L** (1-1) on/off
 - 3KIT.351.40** (1-2) DALI - Push - 1...10V
 - 3KIT.352.15** (1-1) DALI
 - 3KIT.353.15** (1-1) Push - 1...10V
 - 3KIT.354.18** (1-1) IGBT - TRIAC

Pop 12 Ring ø 12,0 with trim



Pop 12 Ring ø 12,0 with trim
for plasterboard - per cartongesso



IP40 MC-E=3 CE
350 - 500 - 700 m/A CRI>90
3PR12.6

© (m-M) **LED 12,5W** 350m/A

- 3KIT.350.1L (1-1) on/off
- 3KIT.351.40 (1-2) DALI - Push - 1...10V
remote installation - in remoto
- 3KIT.352.15 (1-1) DALI
- 3KIT.353.15 (1-1) Push - 1...10V
- 3KIT.354.18 (1-1) IGBT - TRIAC

■ Led color	Nominal lm	▲ Beam spread
2 = 2700K	1578	L = 60°
3 = 3000K	1669	S = 24°
4 = 4000K	1740	T = 12°

© (m-M) **LED 18,4W** 500m/A

- 3KIT.500.1L (1-1) on/off
- 3KIT.501.50 (1-2) DALI - Push - 1...10V
remote installation - in remoto
- 3KIT.502.20 (1-1) DALI
- 3KIT.503.20 (1-1) Push - 1...10V
- 3KIT.504.20 (1-1) IGBT - TRIAC

■ Led color	Nominal lm	▲ Beam spread
2 = 2700K	2176	L = 60°
3 = 3000K	2301	S = 24°
4 = 4000K	2400	T = 12°

© (m-M) **LED 27W** 700m/A

- 3KIT.700.1L (1-1) on/off
- 3KIT.701.50 (1-1) DALI - Push - 1...10V
remote installation - in remoto

■ Led color	Nominal lm	▲ Beam spread
2 = 2700K	2914	L = 60°
3 = 3000K	3081	S = 24°
4 = 4000K	3213	T = 12°

- Frame - Struttura
- 02 Black - Nero
- 06 White - Bianco

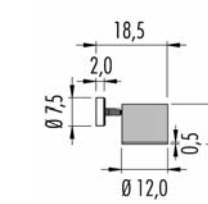
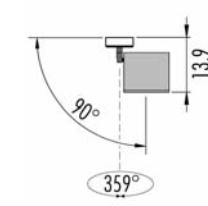
(m-M) = min. Led unit - Max Led unit. Led warranty only when used together with driver bought from Oty srl.

Pop 12 Cup ø 12,0
wall/ceiling - parete/plafone



- Frame - Struttura
- 02 Black - Nero
- 06 White - Bianco

(m-M) = gestione minima e massima delle unità Led. I Led sono coperti da garanzia solo se utilizzati in abbinamento con i driver forniti dalla Oty srl.



IP40 MC-E=3 CE
350 - 500 - 700 m/A CRI>90
3PC12.6

© (m-M) **LED 12,5W** 350m/A

- 3KIT.350.1L (1-1) on/off
- 3KIT.351.40 (1-2) DALI - Push - 1...10V
- 3KIT.352.15 (1-1) DALI
- 3KIT.353.15 (1-1) Push - 1...10V
- 3KIT.354.18 (1-1) IGBT - TRIAC

■ Led color	Nominal lm	▲ Beam spread
2 = 2700K	1578	L = 60°
3 = 3000K	1669	S = 24°
4 = 4000K	1740	T = 12°

© (m-M) **LED 18,4W** 500m/A

- 3KIT.500.1L (1-1) on/off
- 3KIT.501.50 (1-2) DALI - Push - 1...10V
- 3KIT.502.20 (1-1) DALI
- 3KIT.503.20 (1-1) Push - 1...10V
- 3KIT.504.20 (1-1) IGBT - TRIAC

■ Led color	Nominal lm	▲ Beam spread
2 = 2700K	2176	L = 60°
3 = 3000K	2301	S = 24°
4 = 4000K	2400	T = 12°

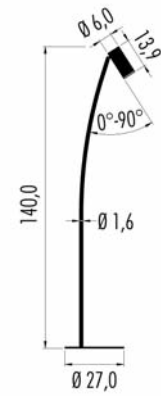
© (m-M) **LED 27W** 700m/A

- 3KIT.700.1L (1-1) on/off
- 3KIT.701.50 (1-1) DALI - Push - 1...10V

■ Led color	Nominal lm	▲ Beam spread
2 = 2700K	2914	L = 60°
3 = 3000K	3081	S = 24°
4 = 4000K	3213	T = 12°

(m-M) = gestione minima e massima delle unità Led. I Led sono coperti da garanzia solo se utilizzati in abbinamento con i driver forniti dalla Oty srl.

Pop 12 Polifemo PF1

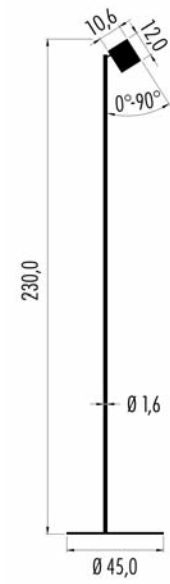


IP20	©	MC-E=3	CE	▽	□
100-240V		12,2W	CRI>90		
3PF1.3	■ S. □	dimmable			
4PF1.3	■ S. □	dimmable			
<i>with honeycomb - con frangiluce</i>					
■ Led color	Nominal lm	Beam spread			
2 = 2700K	1370	24°			
3 = 3000K	1500				

□	Frame - Struttura	Ring - Anello
KC	● Black - Nero	● Copper Anodized - Rame anodiz.
KS	● Black - Nero	● Brass Anodized - Ottone anodiz.
WC	○ White - Bianco	● Copper Anodized - Rame anodiz.
WS	○ White - Bianco	● Brass Anodized - Ottone anodiz.



Pop 12 Polifemo PF3



IP20	©	MC-E=3	CE	▽	□
100-240V		12,5W			CRI>90
3PF3.3	■ S	□	dimmable		
■ <i>Led color</i>	<i>Nominal lm</i>	<i>Beam spread</i>			
2 = 2700K	1578	L = 60°			
3 = 3000K	1669	S = 24°			
4 = 4000K	1740				

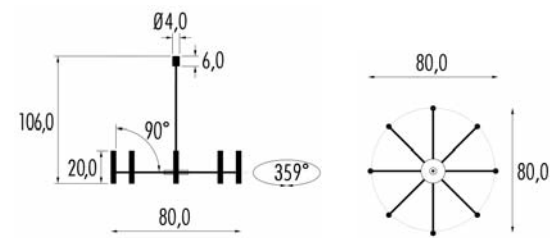
□	<i>Frame - Struttura</i>	<i>Ring - Anello</i>
KC	● Black - Nero	● Copper Anodized - Rame anodiz.
KS	● Black - Nero	● Brass Anodized - Ottone anodiz.
WC	○ White - Bianco	● Copper Anodized - Rame anodiz.
WS	○ White - Bianco	● Brass Anodized - Ottone anodiz.



Pop P39 A Chandelier

Pop P39 A is a chandelier made of aluminium, composed of 8 arms. Tige can be adjusted during installation work. Specially designed for installations above tables of Ø 120 cm. On demand available with canopy for sloping ceilings. Available as accessory, the adapter for holes larger than Ø 2,0 cm (code 1KIT.P39.XX).

Pop P39 A è un chandelier in alluminio. Composto da 8 braccia, lo stelo può essere accorciato in opera. Pensato - particolarmente - per essere posizionato sopra a tavoli di Ø 120 cm. A richiesta è disponibile il rosone per soffitti a falde. Disponibile l'accessorio adattatore per fori superiori a Ø 2,0 cm (codice 1KIT.P39.XX).



IP20	MC-E=3	CE	▽	⊕
24V	8x6W	CRI>95		
3P39A.0	M. <input type="checkbox"/>	on/off		
3P39A.E	M. <input type="checkbox"/>	DALI - Push - 1...10V		
■ Led color	Nominal lm	Beam spread		
2 = 2700K	8 x 664	35°		
3 = 3000K	8 x 689			

The given electronic gear to be put in remote
Il trasformatore fornito è da posizionare in remoto

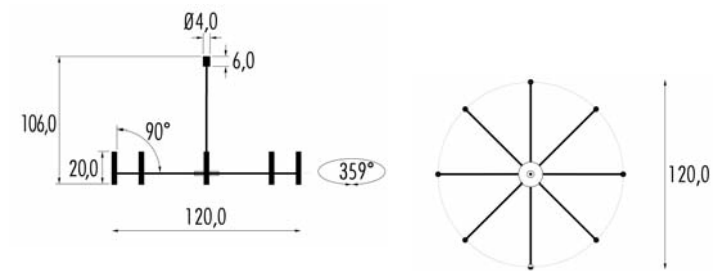
<input type="checkbox"/>	Frame - Struttura
02	● Matt Black - Nero Opaco
06	○ Matt White - Bianco Opaco
K	● Ice Black - Nero Lucido
W	○ Pearl White - Bianco Perlato
X	● Light Brass - Ottone Chiaro
Y	● Light Copper - Rame Chiaro
Z	● Light Bronze - Bronzo Chiaro



Pop P39 B Chandelier

Pop P39 B is a chandelier made of aluminium, composed of 8 arms. Tige can be adjusted during installation work. Specially designed for installations above tables of Ø 180cm. On demand available with canopy for sloping ceilings. Available as accessory, the adapter for holes larger than Ø 2,0 cm (code 1KIT.P39.XX)

Pop P39 B è un chandelier in alluminio. Composto da 8 braccia, lo stelo può essere accorciato in opera. Pensato - particolarmente - per essere posizionato sopra a tavoli di Ø 180cm. A richiesta è disponibile il rosone per soffitti a falde. Disponibile l'accessorio adattatore per fori superiori a Ø 2,0 cm (codice 1KIT.P39.XX).



IP20	MC-E=3	CE	▽	⊕
24V	8x6W	CRI>95		
3P39B.0	M. <input type="checkbox"/>	on/off		
3P39B.E	M. <input type="checkbox"/>	DALI - Push - 1...10V		
■ Led color	Nominal lm	Beam spread		
2 = 2700K	8 x 664	35°		
3 = 3000K	8 x 689			

The given electronic gear to be put in remote
Il trasformatore fornito è da posizionare in remoto

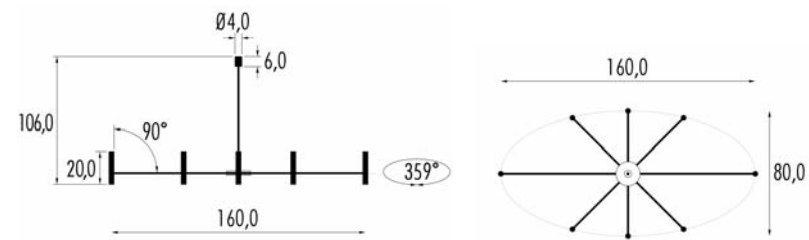
<input type="checkbox"/>	Frame - Struttura	
02	● Matt Black	- Nero Opaco
06	○ Matt White	- Bianco Opaco
K	● Ice Black	- Nero Lucido
W	○ Pearl White	- Bianco Perlato
X	● Light Brass	- Ottone Chiaro
Y	● Light Copper	- Rame Chiaro
Z	● Light Bronze	- Bronzo Chiaro



Pop P39 C Chandelier

Pop P39 C is a chandelier made of aluminium, composed of 8 arms. Tige can be adjusted during installation work. Specially designed for installations above tables size of 180x90 cm. On demand available with canopy for sloping ceilings. Available as accessory, the adapter for holes larger than Ø 2,0cm (code 1KIT.P39.XX).

Pop P39 C è un chandelier in alluminio. Composto da 8 braccia, lo stelo può essere accorciato in opera. Pensato - particolarmente - per essere posizionato sopra a tavoli di dimensione 180x90 cm. A richiesta è disponibile il rosone per soffitti a falde. Disponibile l'accessorio adattatore per fori superiori a Ø 2,0 cm (codice 1KIT.P39.XX).



IP20	MC-E=3	CE	▽	⊕
24V	8x6W	CRI>95		
3P39.C.0	M. □	on/off		
3P39.C.E	M. □	DALI - Push - 1...10V		
■ Led color	Nominal lm	Beam spread		
2 = 2700K	8 x 664	35°		
3 = 3000K	8 x 689			

The given electronic gear to be put in remote
Il trasformatore fornito è da posizionare in remoto

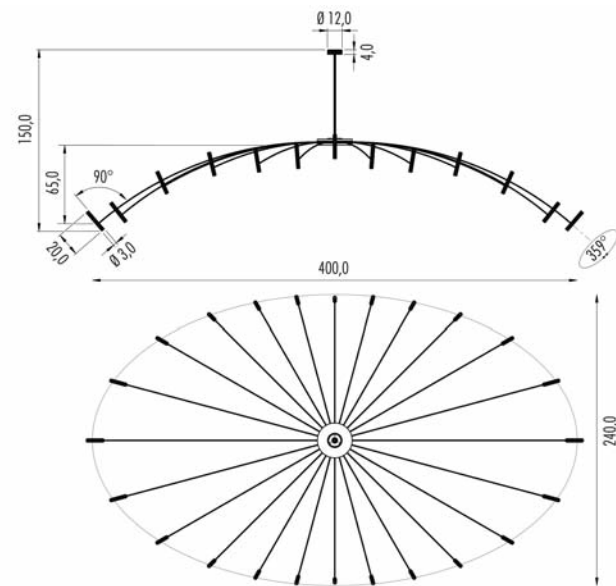
□	Frame - Struttura
02	● Matt Black - Nero Opaco
06	○ Matt White - Bianco Opaco
K	● Ice Black - Nero Lucido
W	○ Pearl White - Bianco Perlato
X	● Light Brass - Ottone Chiaro
Y	● Light Copper - Rame Chiaro
Z	● Light Bronze - Bronzo Chiaro



Pop P40 A Chandelier

Chandelier made of aluminium, composed of 24 arms. Tige length can be customized upon request. Its design is the perfect fusion of lightness, minimalism and technology. Pop P40 is available in three dimensions and they all become part of "iGIGANTI" collection. Perfect for illuminating refined high-end residential and large contract projects.

Chandelier in alluminio composto da 24 braccia. A richiesta la lunghezza dello stelo può essere customizzata. Il suo design è l'incontro tra leggerezza, minimalismo e tecnologia. Pop P40 è disponibile in tre dimensioni e tutte entrano a far parte della collezione "iGIGANTI". Ideale per illuminare ricercati progetti residenziali ed ampi spazi nel contract.



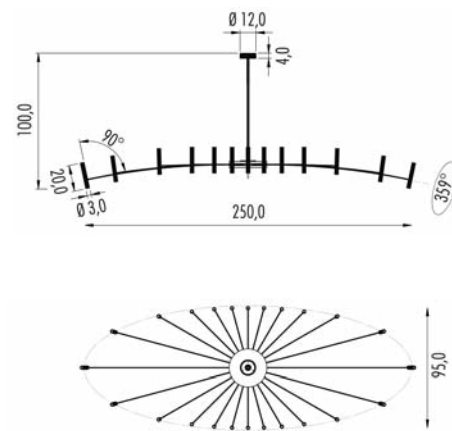
□	Frame - Struttura
02	● Black - Nero
06	○ White - Bianco
X	● Light Brass - Ottone Chiaro
Y	● Light Copper - Rame Chiaro
Z	● Light Bronze - Bronzo Chiaro

IP20	MC-E=3	CE	△	⊕
24V	24x6W	CRI>95		
3P40A.2 ■ M. □				
■ Led color	Nominal lm	Beam spread		
2 = 2700K	24 x 664	35°		
3 = 3000K	24 x 689			
3DRV.024.DIM DALI - Push - 1...10V				
remote installation: 2 units to be ordered				
installazione remota: necessario ordinare 2 unità				

*Two given electronic gears (remote installation) for double switching on (alternating mode)
I due trasformatori forniti (da installare in remoto) comandano la doppia accensione -separata e alternata- dei 24 led (12+12)*



Pop P40 B Chandelier



IP20 ⓘ MC-E=3 CE V ⓘ

24V 24x6W CRI>95

3P40B.2 ■ M. □


Led color	Nominal lm	Beam spread
2 = 2700K	24 x 664	35°
3 = 3000K	24 x 689	

3DRV.024.DIM DALI - Push - 1...10V
remote installation: 2 units to be ordered
installazione remota: necessario ordinare 2 unità

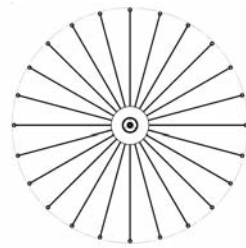
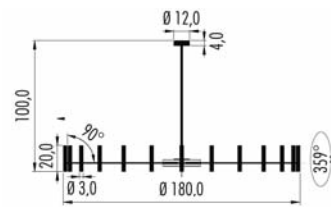
□ Frame - Struttura

02	● Black	- Nero
06	○ White	- Bianco
X	● Light Brass	- Ottone Chiaro
Y	● Light Copper	- Rame Chiaro
Z	● Light Bronze	- Bronzo Chiaro

Two given electronic gears (remote installation) for double switching on (alternating mode)
I due trasformatori forniti (da installare in remoto) comandano la doppia accensione -separata e alternata- dei 24 led (12+12)



Pop P40 R Chandelier



IP20 ⓘ MC-E=3 CE ⚡

24V 24x6W CRI>95

3P40R.2 ■ M. □

Led color	Nominal lm	Beam spread
2 = 2700K	24 x 664	35°
3 = 3000K	24 x 689	

3DRV.024.DIM DALI - Push - 1...10V
remote installation: 2 units to be ordered
installazione remota: necessario ordinare 2 unità

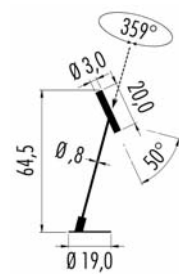
□ Frame - Struttura

02	● Black	- Nero
06	○ White	- Bianco
X	● Light Brass	- Ottone Chiaro
Y	● Light Copper	- Rame Chiaro
Z	● Light Bronze	- Bronzo Chiaro

Two given electronic gears (remote installation) for double switching on (alternating mode)
I due trasformatori forniti (da installare in remoto) comandano la doppia accensione -separata e alternata- dei 24 led (12+12)



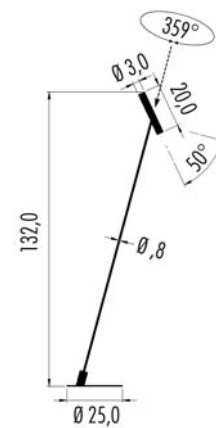
Pop P50 Pinocchio



IP20	©	MC-E=3	CE	▽	□
100-240V		6W	CRI>95		
4P50.2	■	M.	□		dimmable
with honeycomb - con frangiluce					
■	Led color	Nominal lm	Beam spread		
2	= 2700K	824	35°		
3	= 3000K	861			
4	= 3000K	888			

□	Frame - Struttura		
02	● Black - Nero		
06	○ White - Bianco		
X	● Light Brass - Ottone Chiaro		
Y	● Light Copper - Rame Chiaro		
Z	● Light Bronze - Bronzo Chiaro		

Pop P55 Pinocchio



IP20	©	MC-E=3	CE	▽	□
100-240V		6W	CRI>95		
4P55.2	■	M.	□		dimmable
with honeycomb - con frangiluce					
■	Led color	Nominal lm	Beam spread		
2	= 2700K	824	35°		
3	= 3000K	861			
4	= 3000K	888			

□	Frame - Struttura		
02	● Black - Nero		
06	○ White - Bianco		
X	● Light Brass - Ottone Chiaro		
Y	● Light Copper - Rame Chiaro		
Z	● Light Bronze - Bronzo Chiaro		



Pop Brooklyn

The essence of suspended architecture. Characterized by an aluminum micro-structure of only 2.4 cm in diameter, Pop Brooklyn is inspired by cable-stayed bridge engineering. Two mirrored modules meet in a perfect equilibrium, supported by cables that converge from the canopies toward the heart of the structure, transforming tension into aesthetics.

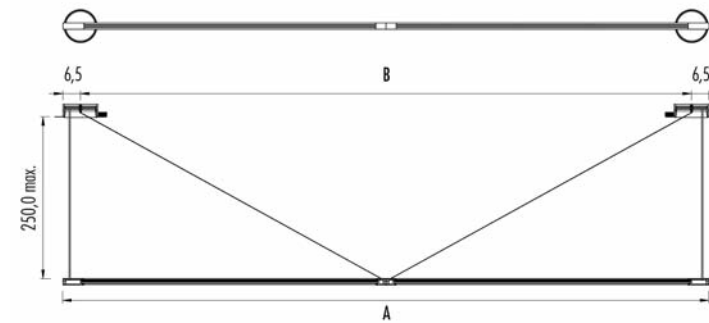
The perfect balance between visual lightness and formal rigor, the collection is available in ARC (trimless for plasterboard) and CUP (for plasterboard and brickwork) versions. With lengths of 240 cm or 384 cm, represents the perfect solution for illuminating contemporary high-end residential and large contract projects. Pop Brooklyn become part of "iGIGANTI" collection.

L'essenza dell'architettura sospesa. Caratterizzata da una micro-struttura in alluminio di soli 2,4 cm di diametro, Pop Brooklyn trae ispirazione dall'ingegneria dei ponti strallati. Due moduli speculari si incontrano in un equilibrio perfetto, sostenuti da cavi che convergono dai rosari verso il cuore della struttura, trasformando la tensione in estetica.

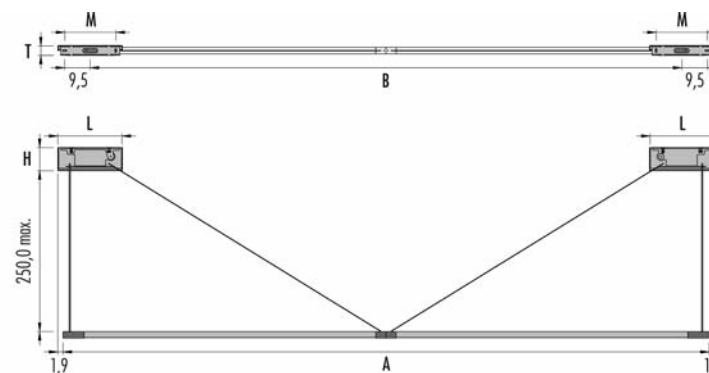
Sintesi ideale tra leggerezza visiva e rigore formale, la collezione è disponibile nelle versioni ARC (senza bordo per cartongesso) e CUP (per cartongesso e muratura). Con lunghezze da 240 cm o 384 cm, rappresenta la soluzione d'eccellenza per illuminare ampi spazi contract e progetti residenziali dalla spiccata identità contemporanea. Pop Brooklyn fa parte della collezione "iGIGANTI".



Pop Brooklyn in ARC version. Pop Brooklyn nella versione ARC ►



housing for plasterboard - cassaforma cartongesso
1Z00.120.01 2 unit \varnothing 14,0cm



□ Frame - Struttura
 02 ● Black - Nero
 06 ○ White - Bianco

Wire/Cavo - Black - Nero
 Need two feeds for the installation
 Sono necessarie due linee di alimentazione

Brooklyn ARC trimless

IP20 CE ∇ \oplus
 24V 2x19W CRI>95
3P122.4 L. □ on/off
 A = 240cm B = 227cm

Led color	Nominal lm	Beam spread
2 = 2700K	2x2085	106°
3 = 3000K	2x2204	

IP20 CE ∇ \oplus
 24V 2x32W CRI>95
3P202.4 L. □ on/off
 A = 384cm B = 371cm

Led color	Nominal lm	Beam spread
2 = 2700K	2x3474	106°
3 = 3000K	2x3672	

3KIT.024.DIM Dimmable option:
 DALI - Push - 1...10V
 Remote installation - need 2 units to order
 Installazione remota: ordinare 2 unità


Brooklyn CUP

IP20 CE ∇ \oplus
 220-240V 2x19W CRI>95
3P123.4 L. □ on/off
 A = 240cm B = 219,8cm
 L = 24,0cm H = 8,6cm T = 4,1cm M = 19,0cm

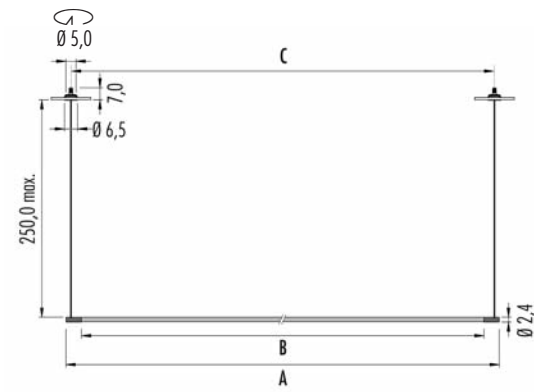
Led color	Nominal lm	Beam spread
2 = 2700K	2x2085	106°
3 = 3000K	2x2204	

IP20 CE ∇ \oplus
 220-240V 2x32W CRI>95
3P203.4 L. □ on/off
 A = 384cm B = 363,8cm
 L = 28,0cm H = 13,6cm T = 4,7cm M = 23,5cm

Led color	Nominal lm	Beam spread
2 = 2700K	2x3474	106°
3 = 3000K	2x3672	



Pop P120 - P200 ARC with trim
for plasterboard - per cartongesso



IP20 ⓘ CE ⚡ ⚙

24V 19W CRI>95

3PA1.4 ■ L. □ on/off

A = 124cm B = 108,4cm C = 119cm

Led color	Nominal lm	Beam spread
2 = 2700K	2085	106°
3 = 3000K	2204	

IP20 ⓘ CE ⚡ ⚙

24V 32W CRI>95

3PA2.4 ■ L. □ on/off

A = 196cm B = 180,4cm C = 191cm

Led color	Nominal lm	Beam spread
2 = 2700K	3474	106°
3 = 3000K	3672	


3KIT.024.DIM
Dimmable option:
DALI - Push - 1...10V
remote installation: need 1 unit to order
installazione remota: necessario ordinare 1 pz.

□ Frame - Struttura Canopy - Rosone Wire - Cavo

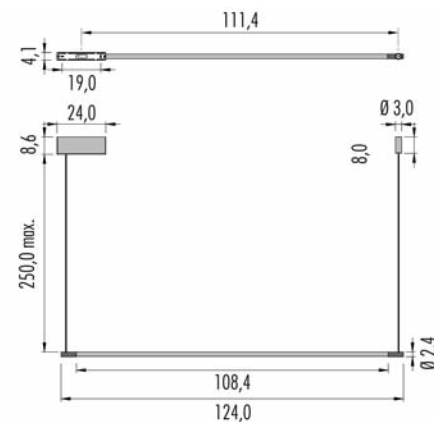
02 ● Black - Nero Black - Nero Black - Nero

06 ○ White - Bianco White - Bianco Black - Nero

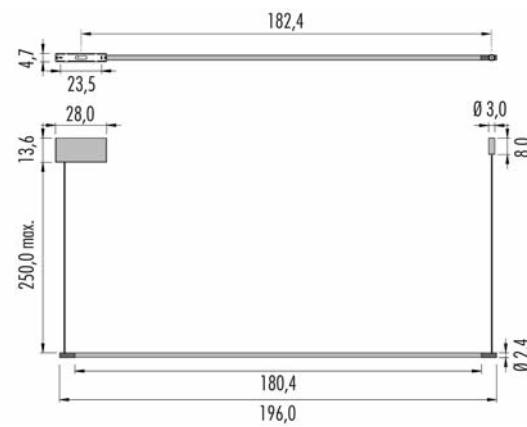
Electronic gear to be placed in remote position - Posizionare il trasformatore in remoto



Pop P120 - P200 **CUP**
external canopy - rosone esterno



IP20	Ⓢ	CE	▽	⊕
220-240V	19W	CRI>95		
3PC1.4	L	on/off		
■ Led color	Nominal lm	Beam spread		
2 = 2700K	2085	106°		
3 = 3000K	2204			



IP20	Ⓢ	CE	▽	⊕
220-240V	32W	CRI>95		
3PC2.4	L	on/off		
■ Led color	Nominal lm	Beam spread		
2 = 2700K	3474	106°		
3 = 3000K	3672			

□	Frame - Struttura	Canopy - Rosone	Wire - Cavo
02 ●	Black - Nero	Black - Nero	Black - Nero
06 ○	White - Bianco	White - Bianco	Black - Nero



Pop Up 1

Pop Up 1, the mark that becomes light. A graphite stroke that detaches from the wall to become substance. Pop Up 1 is the essence of subtraction: an ethereal stem, just 24 mm in diameter, that defies gravity to shape the space through the power of simplicity.

It's an element that doesn't need its lighting function to declare its identity, remaining suspended on the surface like a static piece of kinetic art. Its presence does not overpower the environment, but gracefully courts it. The soft, indirect light caresses the surfaces, turning a featureless wall into a play of shadows and reflections.

Pop Up 1 is a tribute to visual silence. Whether dressed in the rigor of black or the boldness of a two-tone finish, this light source doesn't just illuminate a room: it defines its essence through a single, elegant vertical gesture.

Pop Up 1, il segno che diventa luce. Un tratto di grafite che si stacca dalla parete per farsi sostanza. Pop Up 1 è l'essenza della sottrazione: uno stelo etereo di soli 24 mm di diametro che sfida la gravità per disegnare lo spazio con la forza della semplicità.

È un elemento che non necessita della funzione luminosa per dichiarare la propria identità, rimanendo sospeso sulla superficie come un'opera d'arte cinetica a riposo. La sua presenza non invade l'ambiente, ma lo corteggia. La luce indiretta e morbida accarezza le superfici, trasformando una parete anonima in un palcoscenico di ombre e riflessi.

Pop Up 1 è un omaggio al silenzio visivo. Che sia vestita nel rigore del nero o nell'audacia del bicolore, questa sorgente non illumina semplicemente una stanza: ne definisce l'essenza attraverso un unico, elegante gesto verticale.



Pop Up 1
wall/parete



IP20 ⓘ CE ⚡ Ⓢ

240V 12W CRI>95

3PU1.4 ■ L. □ on/off

Electronic gear to be placed in remote position

Posizionare il trasformatore in remoto

Led color	Nominal lm	Beam spread
2 = 2700K	1332	106°
3 = 3000K	1408	

3KIT.024.DIM

Dimmable option:
DALI - Push - 1...10V
Remote installation
Installazione remota

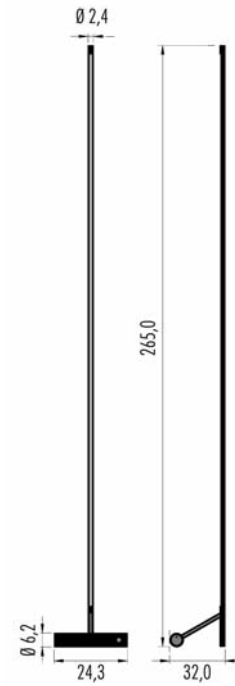
□ Frame - Struttura Plate - Piastra

02 ● Black - Nero	● Black - Nero
06 ○ White - Bianco	○ White - Bianco
CB ● Copper - Rame	● Blue - Blu
CR ● Copper - Rame	● Red - Rosso



Pop Up 207

floor - terra



Limitless verticality. With a sculptural and essential presence, Pop Up 207 is a tribute to the purest minimalism of Made in Italy. Its distinctive feature is its 265 cm vertical development. This slender proportion is not merely an aesthetic choice, but a precise functional solution: the stem is designed to fill the space, projecting an indirect light that vertically illuminates the spaces, from floor to ceiling. In this vertical surge, the space expands and the architecture reveals itself.

Made of aluminum, Pop Up 207 is a vertical architectural element that organizes space, ideal for residential and contract projects where elegance lies in subtraction.

Pop Up 207 is part of the "iGIGANTI" collection.

Verticalità senza limiti. Con una presenza scultorea ed essenziale, Pop Up 207 è un omaggio al minimalismo più puro del Made in Italy. Il suo tratto distintivo è lo sviluppo verticale di 265 cm. La proporzione slanciata non è solo una scelta estetica, ma una precisa soluzione funzionale: lo stelo è progettato per contrastare i volumi della stanza, proiettando una luce indiretta che illumina verticalmente gli spazi, dal pavimento al soffitto. In questo slancio verticale, lo spazio si amplia e l'architettura si svela.


Realizzata in alluminio, Pop Up 207 è un elemento architettonico verticale che organizza lo spazio, ideale per progetti residenziali e contract dove l'eleganza risiede nella sottrazione. Pop Up 207 rientra nella collezione "iGIGANTI".

IP20	MC-E=3	CE
220-240V	26W	CRI>95
3P207.B	dimmable	
Led color	Nominal lm	Beam spread
2 = 2700K	2928	106°
3 = 3000K	3072	

□ Frame - Struttura

02 ● Black - Nero

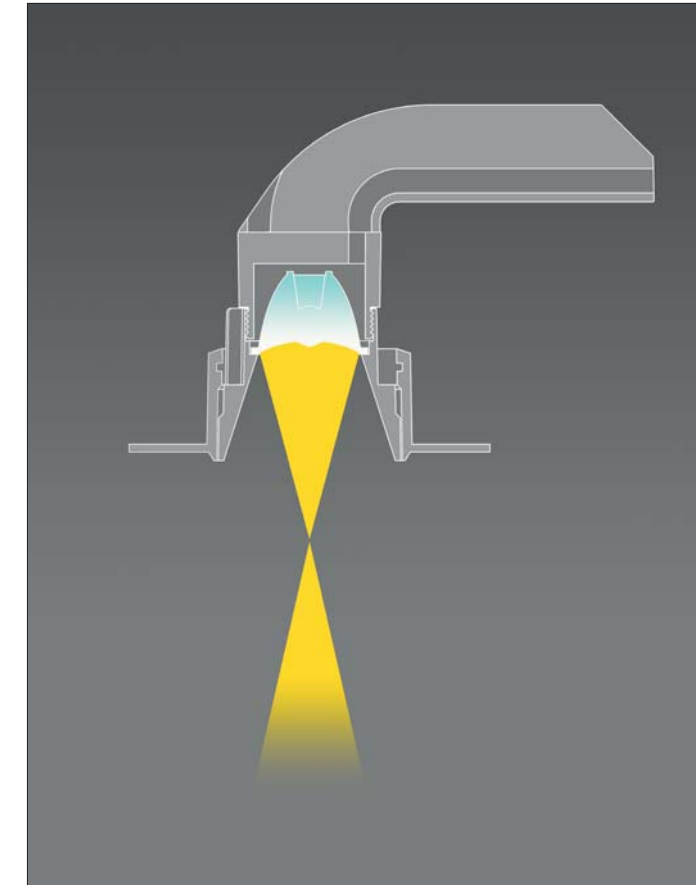
06 ○ White - Bianco



Spillo family



Spillo 2/4 Technology



Spillo 2/4 articles are a revolutionary project, developed to achieve the maximum glare control. They're provided with TIR optical design (total internal reflection), that makes these products champions of efficiency and visual comfort.

Gli articoli Spillo 2/4 sono un progetto rivoluzionario, sviluppati per ottenere il massimo controllo sull'abbagliamento. Sono equipaggiati con l'ottica TIR (riflessione interna totale), che rende questi prodotti campioni di efficienza e confort visivo.

Spillo 2A Ice Black Ø3,2 trimless



Spillo 2A Ice Black Ø 3,2 trimless
for plasterboard and brickwork - per cartongesso e laterizio



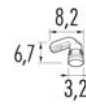
K Ice Black - Nero Lucido

We've implemented a new glossy black colour, named **Ice Black** (code K):

- Ice Black painted surfaces don't reflect light, enhancing visual comfort.
- The transparent "Ice" paint into black colour, limits light absorption improving lighting efficiency.

Abbiamo sviluppato un nuovo colore nero lucido, denominato **Ice Black** (codice K):

- Le superfici verniciate con Ice Black non riflettono la luce migliorando il confort visivo.
- La vernice trasparente "Ice" all'interno del colore nero, limita l'assorbimento della luce aumentando l'efficienza illuminotecnica.



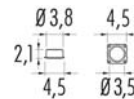
IP44 © MC-E=3 **CE** ▼ Ⓢ

600m/A **LED 7,5W** CRI>90

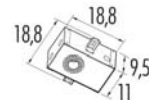
3S2A.3 ■■■▲.K

■ Led color	Nominal lm	▲ Beam spread
2 = 2700K	691	M = 30°
3 = 3000K	710	T = 12°

© (m-M)	Driver
3KIT.600.08 (1-1)	on/off
3KIT.600.25 (2-3)	on/off <i>remote installation - in remoto</i>
3KIT.602.20 (1-2)	DALI <i>remote installation - in remoto</i>
3KIT.603.20 (1-2)	Push - 1...10V <i>remote installation - in remoto</i>
3KIT.604.20 (1-2)	IGBT - TRIAC <i>remote installation - in remoto</i>



"PUZZLE" housing for plasterboard - cassaforma cartongesso
1S02.030.PZ



housing for brickwork - cassaforma laterizio
1S2AM.030.01

Spillo 2A Ø 3,2 trimless
for plasterboard and brickwork - per cartongesso e laterizio



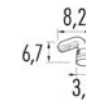
06 White - Bianco



B2 Gunmetal Light - Canna di fucile



S Brass - Ottone




IP44 © MC-E=3 **CE** ▼ Ⓢ

600m/A **LED 7,5W** CRI>90

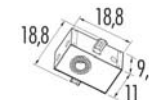
3S2A.3 ■■■▲.□

■ Led color	Nominal lm	▲ Beam spread
2 = 2700K	691	M = 30°
3 = 3000K	710	T = 12°

© (m-M)	Driver
3KIT.600.08 (1-1)	on/off
3KIT.600.25 (2-3)	on/off <i>remote installation - in remoto</i>
3KIT.602.20 (1-2)	DALI <i>remote installation - in remoto</i>
3KIT.603.20 (1-2)	Push - 1...10V <i>remote installation - in remoto</i>
3KIT.604.20 (1-2)	IGBT - TRIAC <i>remote installation - in remoto</i>



"PUZZLE" housing for plasterboard - cassaforma cartongesso
1S02.030.PZ



housing for brickwork - cassaforma laterizio
1S2AM.030.01

(m-M) = min. Led unit - Max Led unit. Led warranty only when used together with driver bought from Oty srl.

(m-M) = gestione minima e massima delle unità Led. I Led sono coperti da garanzia solo se utilizzati in abbinamento con i driver forniti dalla Oty srl.

Spillo 2B Ice Black Ø 4,8 with trim
for plasterboard and brickwork - per cartongesso e laterizio



□ **2K** Black/Ice Black - Nero/Ice Black



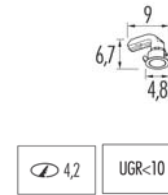
□ **6K** White/Ice Black - Bianco/Ice Black

We've implemented a new glossy black colour, named **Ice Black** (code K):

- Ice Black painted surfaces don't reflect light, enhancing visual comfort.
- The transparent "Ice" paint into black colour, limits light absorption improving lighting efficiency.

Abbiamo sviluppato un nuovo colore nero lucido, denominato **Ice Black** (codice K):

- Le superfici verniciate con Ice Black non riflettono la luce migliorando il confort visivo.
- La vernice trasparente "Ice" all'interno del colore nero, limita l'assorbimento della luce aumentando l'efficienza illuminotecnica.



IP44 **MC-E=3** **CE**

600m/A **LED 7,5W** **CRI>90**

3S2B.3

Led color	Nominal lm	Beam spread
2 = 2700K	691	M = 30°
3 = 3000K	710	T = 12°

© (m-M) Driver

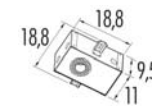
3KIT.600.08 (1-1) on/off

3KIT.600.25 (2-3) on/off
remote installation - in remoto

3KIT.602.20 (1-2) DALI
remote installation - in remoto

3KIT.603.20 (1-2) Push - 1...10V
remote installation - in remoto

3KIT.604.20 (1-2) IGBT - TRIAC
remote installation - in remoto



housing for brickwork - cassaforma laterizio

1S2AM.030.01

Spillo 2B Ø 4,8 with trim
for plasterboard and brickwork - per cartongesso e laterizio



□ **66** White - Bianco



□ **6B2** White+Gunmetal Light - Bianco+Canna di fucile



□ **6S** White+Brass - Bianco+Ottone



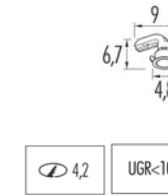
□ **26** Black+White - Nero+Bianco



□ **2B2** Black+Gunmetal Light - Nero+Canna di fucile



□ **2S** Black+Brass - Nero+Ottone



IP44 **MC-E=3** **CE**

600m/A **LED 7,5W** **CRI>90**

3S2B.3

Led color	Nominal lm	Beam spread
2 = 2700K	691	M = 30°
3 = 3000K	710	T = 12°

© (m-M) Driver

3KIT.600.08 (1-1) on/off

3KIT.600.25 (2-3) on/off
remote installation - in remoto

3KIT.602.20 (1-2) DALI
remote installation - in remoto

3KIT.603.20 (1-2) Push - 1...10V
remote installation - in remoto

3KIT.604.20 (1-2) IGBT - TRIAC
remote installation - in remoto




housing for brickwork - cassaforma laterizio

1S2AM.030.01

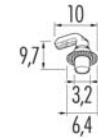
(m-M) = min. Led unit - Max Led unit. Led warranty only when used together with driver bought from Oty srl.

(m-M) = gestione minima e massima delle unità Led. I Led sono coperti da garanzia solo se utilizzati in abbinamento con i driver forniti dalla Oty srl.

Spillo 2A methacrylate Ø 3,2 trimless
for plasterboard and brickwork - per cartongesso e laterizio



□ D1 Methacrylate - Metacrilato



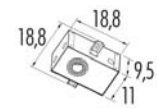
IP44 ☉ MC-E=3 CE ▽ Ⓢ

600m/A LED 7,5W CRI>90

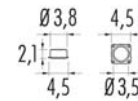
3S2A.3 ▣ ▣ ▣ ▣ D1

Led color	Nominal lm	Beam spread
2 = 2700K	691	M = 30°
3 = 3000K	710	T = 12°

- ☉ (m-M) Driver
- 3KIT.600.08 (1-1) on/off
 - 3KIT.600.25 (2-3) on/off
remote installation - in remoto
 - 3KIT.602.20 (1-2) DALI
remote installation - in remoto
 - 3KIT.603.20 (1-2) Push - 1...10V
remote installation - in remoto
 - 3KIT.604.20 (1-2) IGBT - TRIAC
remote installation - in remoto



Spillo 2A + 2B: housing for brickwork - cassaforma laterizio
1S2AM.030.01



"PUZZLE" housing for plasterboard - cassaforma cartongesso
1S02.030.PZ

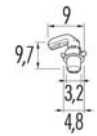
Spillo 2B methacrylate Ø 4,8 with trim
for plasterboard and brickwork - per cartongesso e laterizio



□ 2D1 Black+Methacrylate - Nero+Metacrilato



□ 6D1 White+Methacrylate - Bianco+Metacrilato



IP44 ☉ MC-E=3 CE ▽ Ⓢ

600m/A LED 7,5W CRI>90

3S2B.3 ▣ ▣ ▣ ▣ □

Led color	Nominal lm	Beam spread
2 = 2700K	691	M = 30°
3 = 3000K	710	T = 12°

- ☉ (m-M) Driver
- 3KIT.600.08 (1-1) on/off
 - 3KIT.600.25 (2-3) on/off
remote installation - in remoto
 - 3KIT.602.20 (1-2) DALI
remote installation - in remoto
 - 3KIT.603.20 (1-2) Push - 1...10V
remote installation - in remoto
 - 3KIT.604.20 (1-2) IGBT - TRIAC
remote installation - in remoto

(m-M) = min. Led unit - Max Led unit. Led warranty only when used together with driver bought from Oty srl.
(m-M) = gestione minima e massima delle unità Led. I Led sono coperti da garanzia solo se utilizzati in abbinamento con i driver forniti dalla Oty srl.



Spillo 3A trimless

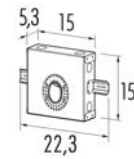
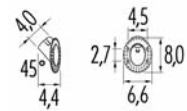
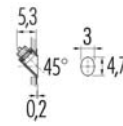
for plasterboard and brickwork - per cartongesso e laterizio



02 Black - Nero



06 White - Bianco



IP44 © MC-E=3 CE ▽

350m/A LED 3W CRI>90

3S3A.3 M. □

Led color	Nominal lm	Beam spread
2 = 2700K	340	36°
3 = 3000K	350	

© (m-M) Driver

3KIT.350.03 (1-1) on/off

3KIT.352.10 (1-1) DALI - Push
remote installation - in remoto

3KIT.353.06 (1-1) 0/1...10V
remote installation - in remoto

3KIT.354.07 (1-1) IGBT - TRIAC
remote installation - in remoto

housing for plasterboard - cassaforma cartongesso

1S03.030.01

housing for brickwork - cassaforma laterizio

1S3AM.030.01

(m-M) = min. Led unit - Max Led unit. Led warranty only when used together with driver bought from Oty srl.

(m-M) = gestione minima e massima delle unità Led. I Led sono coperti da garanzia solo se utilizzati in abbinamento con i driver forniti dalla Oty srl.



Spillo 4A Ice Black 3,4x3,4 trimless
for plasterboard and brickwork - per cartongesso e laterizio



K Ice Black - Nero Lucido

We've implemented a new glossy black colour, named **Ice Black** (code K):

- Ice Black painted surfaces don't reflect light, enhancing visual comfort.
- The transparent "Ice" paint into black colour, limits light absorption improving lighting efficiency.

Abbiamo sviluppato un nuovo colore nero lucido, denominato **Ice Black** (codice K):

- Le superfici verniciate con Ice Black non riflettono la luce migliorando il confort visivo.
- La vernice trasparente "Ice" all'interno del colore nero, limita l'assorbimento della luce aumentando l'efficienza illuminotecnica.



IP44 **MC-E=3** **CE**

600m/A **LED 7,5W** CRI>90

3S4A.3 **.K**

Led color	Nominal lm	Beam spread
2 = 2700K	691	M = 30°
3 = 3000K	710	T = 12°

(m-M) Driver

3KIT.600.08 (1-1) on/off

3KIT.600.25 (2-3) on/off
remote installation - in remoto

3KIT.602.20 (1-2) DALI
remote installation - in remoto

3KIT.603.20 (1-2) Push - 1...10V
remote installation - in remoto

3KIT.604.20 (1-2) IGBT - TRIAC
remote installation - in remoto

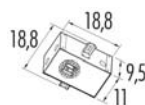
housing for plasterboard - cassaforma cartongesso

1S04.030.01



housing for brickwork - cassaforma laterizio

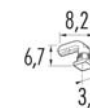
1S4AM.030.01



Spillo 4A 3,4x3,4 trimless
for plasterboard and brickwork - per cartongesso e laterizio



06 White - Bianco



IP44 **MC-E=3** **CE**

600m/A **LED 7,5W** CRI>90

3S4A.3 **.06**

Led color	Nominal lm	Beam spread
2 = 2700K	691	M = 30°
3 = 3000K	710	T = 12°

(m-M) Driver

3KIT.600.08 (1-1) on/off

3KIT.600.25 (2-3) on/off
remote installation - in remoto

3KIT.602.20 (1-2) DALI
remote installation - in remoto

3KIT.603.20 (1-2) Push - 1...10V
remote installation - in remoto

3KIT.604.20 (1-2) IGBT - TRIAC
remote installation - in remoto

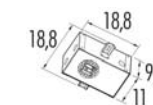
housing for plasterboard - cassaforma cartongesso

1S04.030.01



housing for brickwork - cassaforma laterizio

1S4AM.030.01



(m-M) = min. Led unit - Max Led unit. Led warranty only when used together with driver bought from Oty srl.

(m-M) = gestione minima e massima delle unità Led. I Led sono coperti da garanzia solo se utilizzati in abbinamento con i driver forniti dalla Oty srl.

Spillo 4B Ice Black 4,8x4,8 with trim
for plasterboard and brickwork - per cartongesso e laterizio



2K Black/Ice Black - Nero/Ice Black



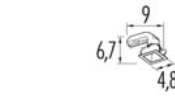
6K White/Ice Black - Bianco/Ice Black

We've implemented a new glossy black colour, named **Ice Black** (code K):

- Ice Black painted surfaces don't reflect light, enhancing visual comfort.
- The transparent "Ice" paint into black colour, limits light absorption improving lighting efficiency.

Abbiamo sviluppato un nuovo colore nero lucido, denominato **Ice Black** (codice K):

- Le superfici verniciate con Ice Black non riflettono la luce migliorando il confort visivo.
- La vernice trasparente "Ice" all'interno del colore nero, limita l'assorbimento della luce aumentando l'efficienza illuminotecnica.



IP44 **MC-E=3** **CE**

600lm/A **LED 7,5W** **CRI>90**

3S4B.3

Led color	Nominal lm	Beam spread
2 = 2700K	691	M = 30°
3 = 3000K	710	T = 12°

(m-M) Driver

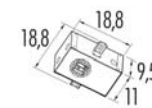
3KIT.600.08 (1-1) on/off

3KIT.600.25 (2-3) on/off
remote installation - in remoto

3KIT.602.20 (1-2) DALI
remote installation - in remoto

3KIT.603.20 (1-2) Push - 1...10V
remote installation - in remoto

3KIT.604.20 (1-2) IGBT - TRIAC
remote installation - in remoto



housing for brickwork - cassaforma laterizio

1S4AM.030.01

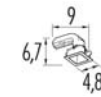
Spillo 4B 4,8x4,8 with trim
for plasterboard and brickwork - per cartongesso e laterizio



66 White/White - Bianco/Bianco



26 Black/White - Nero/Bianco



IP44 **MC-E=3** **CE**

600lm/A **LED 7,5W** **CRI>90**

3S4B.3

Led color	Nominal lm	Beam spread
2 = 2700K	691	M = 30°
3 = 3000K	710	T = 12°

(m-M) Driver

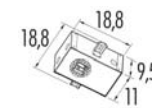
3KIT.600.08 (1-1) on/off

3KIT.600.25 (2-3) on/off
remote installation - in remoto

3KIT.602.20 (1-2) DALI
remote installation - in remoto

3KIT.603.20 (1-2) Push - 1...10V
remote installation - in remoto

3KIT.604.20 (1-2) IGBT - TRIAC
remote installation - in remoto



housing for brickwork - cassaforma laterizio


1S4AM.030.01

(m-M) = min. Led unit - Max Led unit. Led warranty only when used together with driver bought from Oty srl.


(m-M) = gestione minima e massima delle unità Led. I Led sono coperti da garanzia solo se utilizzati in abbinamento con i driver forniti dalla Oty srl.

Spillo 5A trimless

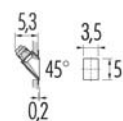
for plasterboard and brickwork - per cartongesso e laterizio



02 Black - Nero



06 White - Bianco



IP44 MC-E=3

350lm/A **LED 3W** CRI>90

3S5A.3 M.

■ Led color	Nominal lm	Beam spread
2 = 2700K	340	36°
3 = 3000K	350	

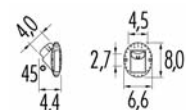
(m-M) Driver

3KIT.350.03 (1-1) on/off

3KIT.352.10 (1-1) DALI - Push
remote installation - in remoto

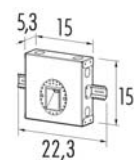
3KIT.353.06 (1-1) 0/1...10V
remote installation - in remoto

3KIT.354.07 (1-1) IGBT - TRIAC
remote installation - in remoto



housing for plasterboard - cassaforma cartongesso

1S05.030.01



housing for brickwork - cassaforma laterizio

1S5AM.030.01

(m-M) = min. Led unit - Max Led unit. Led warranty only when used together with driver bought from Oty srl.

(m-M) = gestione minima e massima delle unità Led. I Led sono coperti da garanzia solo se utilizzati in abbinamento con i driver forniti dalla Oty srl.



Step 1 Ø 5,0

Step 1 is a recessed IP44 fixture, available for plasterboard with trim or trimless versions. It's designed for installation in areas where space is particularly limited. Driver must be always remotely placed when clearance above the plasterboard is less than the length of the driver (L).

The trimless housing, called "puzzle" (code 1ST1.050.PZ), allows the creation of multi-directional connections. The depth of Step 1 can be adjusted as follows:

- "IN" position, with 4,0 cm total depth;
- "OUT" position, with 2,8 cm total depth.

Step 1 è un articolo ad incasso IP44 per cartongesso, disponibile con e senza bordo. È pensato per essere installato nei contesti in cui lo spazio è particolarmente ridotto. Il driver è da posizionare sempre in remoto, quando lo spazio sopra il cartongesso è inferiore alla lunghezza del driver (L).


La cassaforma per la versione senza bordo, denominata "puzzle" (codice 1ST1.050.PZ), permette di creare connessioni multidirezionali.

La profondità di Step 1 può essere regolata come segue:

- posizione "IN" a 4,0 cm di profondità totale;
- posizione "OUT" a 2,8 cm di profondità totale.



Step 1A $\varnothing 5,0$ trimless
for plasterboard - per cartongesso




	IP44	MC-E=3	CE
	180m/A	6W led	CRI>95
	8ST1A.2		
	Led color	Nominal lm	Beam spread
	2 = 2700K	587	M = 36°
	3 = 3000K	630	S = 24°
			T = 17°

© (m-M)	Driver	Size (LxPxH mm)
3KIT.184.08 (1-1)	IGBT - TRIAC	58x20x36
3KIT.182.08 (1-1)	DALI - Push	119x22 x 40

	"PUZZLE" housing for plasterboard - cassaforma cartongesso
	1ST1.050.PZ

(m-M) = min. Led unit - Max Led unit. Led warranty only when used together with driver bought from Oty srl.

Step 1B $\varnothing 5,0$ with trim
for plasterboard - per cartongesso



	IP44	MC-E=3	CE
	180m/A	6W led	CRI>95
	8ST1B.2		
	Led color	Nominal lm	Beam spread
	2 = 2700K	587	M = 36°
	3 = 3000K	630	S = 24°
			T = 17°

© (m-M)	Driver	Size (LxPxH mm)
3KIT.184.08 (1-1)	IGBT - TRIAC	58x20x36
3KIT.182.08 (1-1)	DALI - Push	119x22 x 40

(m-M) = gestione minima e massima delle unità Led. I Led sono coperti da garanzia solo se utilizzati in abbinamento con i driver forniti dalla Oty srl.

Tim

Tim redefines the standard of linear lighting through an extremely slender extruded aluminum micro-structure (2,4 x 3,0 cm). The fixture has been designed to challenge the limits of miniaturization: within such a reduced cross-section, Oty light's micro-engineering integrates a sophisticated independent bi-emission system. This internal architecture allows the simultaneous generation of high-performance task lighting on the surface and indirect light for volumetric space fill. The result is a perfect balance between function and spatial perception, achieved without compromising the profile's extreme slenderness, which remains a pure and technologically dense mark.

The system's formal purity is supported by cutting-edge technical solutions for architectural integration:
ARC: Version with a flush-mount canopy for plasterboard, for a maximum abstraction effect;
CUP: Version with an external canopy, suitable for installation on both plasterboard and brickwork.
Available in lengths of 120 cm and 196 cm, Tim is the ideal tool for those operating in sophisticated residential contexts or large-scale contract spaces, where aesthetic rigor must meet excellence in lighting performance.

Tim ridefinisce lo standard dell'illuminazione lineare attraverso una micro-struttura in alluminio estruso di estrema esilità (2,4 x 3,0 cm). L'apparecchio è stato studiato per sfidare i limiti della miniaturizzazione: in una sezione così ridotta, la micro-ingegneria di Oty light integra un sofisticato sistema a doppia emissione indipendente.

Quest'architettura interna permette di generare simultaneamente un'illuminazione performante sul piano zenitale e una luce indiretta di riempimento volumetrico dell'ambiente. Il risultato è un equilibrio perfetto tra funzione e percezione spaziale, ottenuto senza compromettere l'estrema esilità del profilo, che rimane un segno puro e tecnologicamente denso.

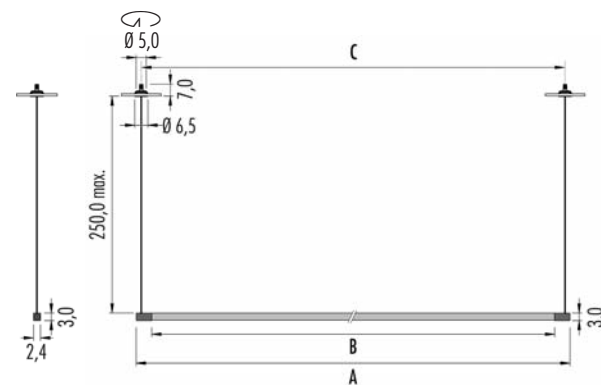
*La pulizia formale del sistema è supportata da soluzioni tecniche d'avanguardia per l'integrazione architettonica:
ARC: Versione con rosone per cartongesso a filo, per un effetto di massima astrazione;
CUP: Versione con rosone esterno installabile sia su cartongesso che muratura.*

Disponibile nelle lunghezze da 120 cm e 196 cm, Tim è lo strumento ideale per chi opera in contesti residenziali sofisticati o in ampi spazi contract, dove il rigore estetico deve coincidere con prestazioni luminose d'eccellenza.



Tim in ARC version. Tim nella versione ARC ▶

Tim 124 - 196 ARC with trim
for plasterboard - per cartongesso



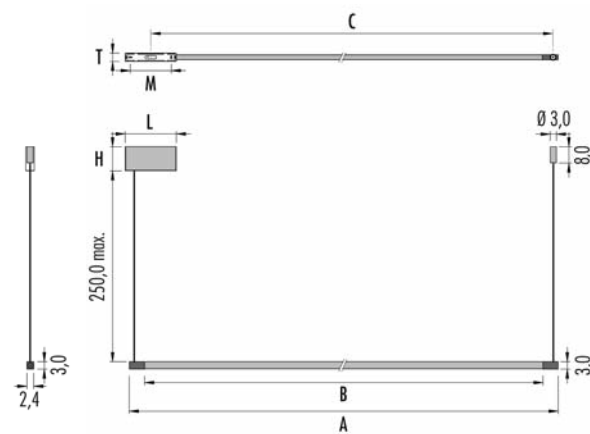
IP20	CE	V	⊕
24V	2x19W	CRI>95	
3TA1.4	L. □	on/off	
double switches up and down accensione separata per luce superiore ed inferiore			
A = 124cm B = 108,4cm C = 119cm			
■ Led color	Nominal lm	Beam spread	
2 = 2700K	2x2085	106°	
3 = 3000K	2x2204		

IP20	CE	V	⊕
24V	2x32W	CRI>95	
3TA2.4	L. □	on/off	
double switches up and down accensione separata per luce superiore ed inferiore			
A = 196cm B = 180,4cm C = 191cm			
■ Led color	Nominal lm	Beam spread	
2 = 2700K	2x3474	106°	
3 = 3000K	2x3672		

3KIT.024.DIM Dimmable option:
DALI - Push - 1...10V
Remote installation - need 2 unit to order
Installazione remota - ordinare 2 unità

ARC version only - solo versione ARC:
electronic gear to be placed in remote position - posizionare il trasformatore in remoto.

Tim 124 - 196 CUP
external canopy - rasone esterno



IP20	CE	V	⊕
220-240V	2x19W	CRI>95	
3TC1.4	L. □	on/off	
singular switch up and down - dimmable on request unica accensione per luce superiore ed inferiore a richiesta dimmerabilità DALI - PUSH - 1...10V			
A = 124cm B = 108,4cm C = 110,4cm L = 24,0cm H = 8,6cm T = 4,1cm M = 19,0cm			
■ Led color	Nominal lm	Beam spread	
2 = 2700K	2x2085	106°	
3 = 3000K	2x2204		

IP20	CE	V	⊕
220-240V	2x32W	CRI>95	
3TC2.4	L. □	on/off	
singular switch up and down unica accensione per luce superiore ed inferiore			
A = 196cm B = 180,4cm C = 182,4cm L = 28,0cm H = 13,6cm T = 4,7cm M = 23,5cm			
■ Led color	Nominal lm	Beam spread	
2 = 2700K	2x3474	106°	
3 = 3000K	2x3672		

□	Frame - Struttura	Canopy - Rasone	Wire - Cavo
02 ●	Black - Nero	Black - Nero	Black - Nero
06 ○	White - Bianco	White - Bianco	Black - Nero



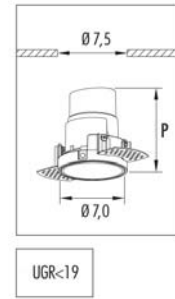
X1A Ø 7,0 trimless



X1A Ø 7,0 trimless
for plasterboard - per cartongesso



	X1A	P
3X1A.210.□	GU10 led	11,0
3X1A.K■▲.□	led 9,5W	9,6



IP40		CE	▽	□
220V ÷ 240V				
3X1A.210.□	GU10 led			
IP40	Flicker < 20%	CE	▽	□
220V ÷ 240V	LED 9,5W			CRI>90
3X1A.K■▲.□	dimmi IGBT - TRIAC			
■ Led color	Nominal lm	▲ Beam spread		
2 = 2700K	834	M = 36°		
3 = 3000K	877	S = 24°		



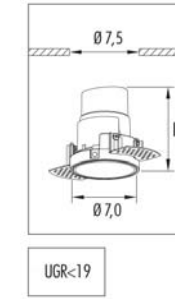
- **02** Black - Nero
- **06** White - Bianco
- **CB** Black Chrome Cromo scuro

housing - cassaforma
1X00.0XA.01



	X1A	P
3X1A.x2■▲.□	led 8W	9,2
3X1A.x2■▲9□	led 8W	9,2
3X1A.x3■▲.□	led 12,2W	11,7
3X1A.x2W▲.□	led 6W	9,2

honeycomb - frangiluce
1X00.H50.02 for IP40
1X00.H50.54 for IP54



IP40	MC-E=3	CE	▽	□
200m/A	LED 8W	CRI>95		Driver included
3X1A.02■▲.□	ON/OFF			
3X1A.E2■▲.□	DALI - Push			
3X1A.G2■▲.□	0...10V			
3X1A.D2■▲.□	dimmi IGBT			
■ Led color	Nominal lm	▲ Beam spread		
2 = 2700K	829	L = 60°		
3 = 3000K	872	M = 32°		S = 24°

IP54	MC-E=3	CE	▽	□
200m/A	LED 8W	CRI>95		Driver included
3X1A.02■▲9□	ON/OFF			
3X1A.E2■▲9□	DALI - Push			
3X1A.G2■▲9□	0...10V			
3X1A.D2■▲9□	dimmi IGBT			
■ Led color	Nominal lm	▲ Beam spread		
2 = 2700K	829	L = 60°		
3 = 3000K	872	M = 32°		S = 24°

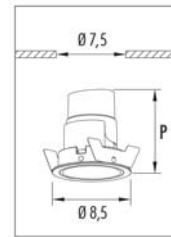
IP40	MC-E=3	CE	▽	□
350m/A	LED 12,2W	CRI>90		Driver included
3X1A.03■▲.□	ON/OFF			
3X1A.E3■▲.□	DALI			
3X1A.G3■▲.□	Push - 1...10V			
3X1A.D3■▲.□	dimmi IGBT - TRIAC			
■ Led color	Nominal lm	▲ Beam spread		
2 = 2700K	1370	M = 36°		
3 = 3000K	1500	S = 24°		

IP40	DimToWarm	CE	▽	□
350m/A	LED 6W	CRI 95		Driver included
3X1A.E2W▲.□	DALI			
3X1A.D2W▲.□	dimmi IGBT - TRIAC			
■ Led color	Nominal lm	▲ Beam spread		
W= max 3000K	max 445 lm	M = 30°		
min. 1800K	min. 10 lm	S = 18°		

X1B Ø 8,5 with trim
for plasterboard - per cartongesso



	X1B	P
3X1B.210.□	GU10 led	11,0
3X1B.K.■▲.□	led 9,5W	9,6



UGR<19

IP40		CE	▽	□
220V ÷ 240V				
3X1B.210.□	GU10 led			
IP40	Flicker < 20%	CE	▽	□
220V ÷ 240V	LED 9,5W			CRI>90
3X1B.K.■▲.□	dimmi IGBT - TRIAC			
■ Led color	Nominal lm	▲ Beam spread		
2 = 2700K	834	M = 36°		
3 = 3000K	877	S = 24°		

Reflector with BLACK ring – Parabola con anello NERO



□ **22** Black + Black
Nero + Nero



□ **26** Black + White
Nero + Bianco



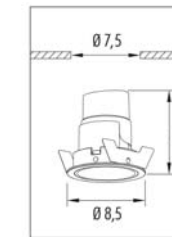
□ **28** Black + Black Chrome
Nero + Cromo scuro

honeycomb - frangiluce

1X00.H50.02	for IP40
1X00.H50.54	for IP54



	X1B	P
3X1B.x2.■▲.□	led 8W	9,2
3X1B.x2.■▲9.□	led 8W	9,2
3X1B.x3.■▲.□	led 12,2W	11,7
3X1B.x2W.▲.□	led 6W	9,2



UGR<19

IP40	MC-E=3	CE	▽	□
200m/A	LED 8W	CRI>95		Driver included
3X1B.02.■▲.□	ON/OFF			
3X1B.E2.■▲.□	DALI - Push			
3X1B.G2.■▲.□	0...10V			
3X1B.D2.■▲.□	dimmi IGBT			
■ Led color	Nominal lm	▲ Beam spread		
2 = 2700K	829	L = 60°		
3 = 3000K	872	M = 32°		S = 24°

IP54	MC-E=3	CE	▽	□
200m/A	LED 8W	CRI>95		Driver included
3X1B.02.■▲9.□	ON/OFF			
3X1B.E2.■▲9.□	DALI - Push			
3X1B.G2.■▲9.□	0...10V			
3X1B.D2.■▲9.□	dimmi IGBT			
■ Led color	Nominal lm	▲ Beam spread		
2 = 2700K	829	L = 60°		
3 = 3000K	872	M = 32°		S = 24°

IP40	MC-E=3	CE	▽	□
350m/A	LED 12,2W	CRI>90		Driver included
3X1B.03.■▲.□	ON/OFF			
3X1B.E3.■▲.□	DALI			
3X1B.G3.■▲.□	Push - 1...10V			
3X1B.D3.■▲.□	dimmi IGBT - TRIAC			
■ Led color	Nominal lm	▲ Beam spread		
2 = 2700K	1370	M = 36°		
3 = 3000K	1500	S = 24°		

IP40	DimToWarm	CE	▽	□
350m/A	LED 6W	CRI 95		Driver included
3X1B.E2W.▲.□	DALI			
3X1B.D2W.▲.□	dimmi IGBT - TRIAC			
■ Led color	Nominal lm	▲ Beam spread		
W= max 3000K	max 445 lm	M = 30°		
min. 1800K	min. 10 lm	S = 18°		


Reflector with WHITE ring – Parabola con anello BIANCO



□ **62** White + Black
Bianco + Nero



□ **66** White + White
Bianco + Bianco



□ **68** White + Black Chrome
Bianco + Cromo scuro

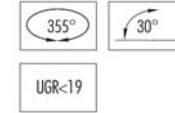
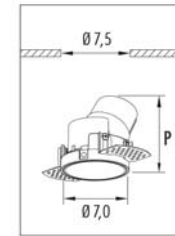
X2A Ø 7,0 trimless



X2A Ø 7,0 trimless
for plasterboard - per cartongesso



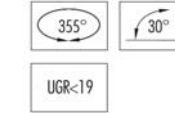
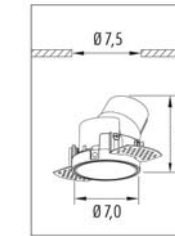
	X2A	P
3X2A.210.□	GU10 led	11,0
3X2A.K■▲.□	led 9,5W	10,0



IP40	MC-E=3	CE	▼	□
220V ÷ 240V	LED 8W	CRI>95	Driver included	
3X2A.210.□	ON/OFF			
	DALI - Push			
	0...10V			
	dimmi IGBT			
IP40	Flicker < 20%	CE	▼	□
220V ÷ 240V	LED 9,5W	CRI>90		
3X2A.K■▲.□	dimmi IGBT - TRIAC			
■ Led color	Nominal lm	▲ Beam spread		
2 = 2700K	834	M = 36°		
3 = 3000K	877	S = 24°		



	X2A	P
3X2A.x2■▲.□	led 8W	9,2
3X2A.x2■▲9□	led 8W	9,2
3X2A.x3■▲.□	led 12,2W	11,7
3X2A.x2W▲.□	led 6W	9,2



IP40	MC-E=3	CE	▼	□
200m/A	LED 8W	CRI>95	Driver included	
3X2A.02■▲.□	ON/OFF			
3X2A.E2■▲.□	DALI - Push			
3X2A.G2■▲.□	0...10V			
3X2A.D2■▲.□	dimmi IGBT			
■ Led color	Nominal lm	▲ Beam spread		
2 = 2700K	829	L = 60°		
3 = 3000K	872	M = 32°		
		S = 24°		

IP54	MC-E=3	CE	▼	□
200m/A	LED 8W	CRI>95	Driver included	
3X2A.02■▲9□	ON/OFF			
3X2A.E2■▲9□	DALI - Push			
3X2A.G2■▲9□	0...10V			
3X2A.D2■▲9□	dimmi IGBT			
■ Led color	Nominal lm	▲ Beam spread		
2 = 2700K	829	L = 60°		
3 = 3000K	872	M = 32°		
		S = 24°		

IP40	MC-E=3	CE	▼	□
350m/A	LED 12,2W	CRI>90	Driver included	
3X2A.03■▲.□	ON/OFF			
3X2A.E3■▲.□	DALI			
3X2A.G3■▲.□	Push - 1...10V			
3X2A.D3■▲.□	dimmi IGBT - TRIAC			
■ Led color	Nominal lm	▲ Beam spread		
2 = 2700K	1370	M = 36°		
3 = 3000K	1500	S = 24°		

IP40	DimToWarm	CE	▼	□
350m/A	LED 6W	CRI 95	Driver included	
3X2A.E2W▲.□	DALI			
3X2A.D2W▲.□	dimmi IGBT - TRIAC			
■ Led color	Nominal lm	▲ Beam spread		
W= max 3000K	max 445 lm	M = 30°		
min. 1800K	min. 10 lm	S = 18°		



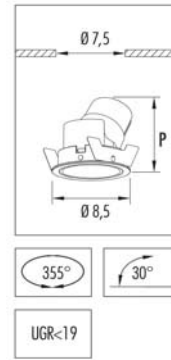
housing - cassaforma
1X00.0XA.01

honeycomb - frangiluce
1X00.H50.02 for IP40
1X00.H50.54 for IP54

X2B Ø 8,5 with trim
for plasterboard - per cartongesso



	X2B	P
3X2B.210.□	GU10 led	11,0
3X2B.K■▲.□	led 9,5W	10,0



IP40		CE	▽	□
220V ÷ 240V				
3X2B.210.□	GU10 led			
IP40	Flicker < 20%	CE	▽	□
220V ÷ 240V	LED 9,5W	CRI>90		
3X2B.K■▲.□	dimmi IGBT - TRIAC			
■ Led color	Nominal lm	▲ Beam spread		
2 = 2700K	834	M = 36°		
3 = 3000K	877	S = 24°		

Reflector with BLACK ring – Parabola con anello NERO



□ **22 Black + Black**
Nero + Nero



□ **26 Black + White**
Nero + Bianco



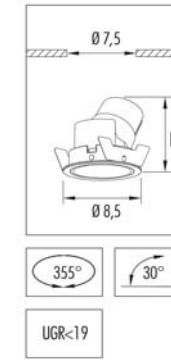
□ **28 Black + Black Chrome**
Nero + Cromo scuro

honeycomb - frangiluce

1X00.H50.02	for IP40
1X00.H50.54	for IP54



	X2B	P
3X2B.x2■▲.□	led 8W	9,2
3X2B.x2■▲9□	led 8W	9,2
3X2B.x3■▲.□	led 12,2W	11,7
3X2B.x2 W ▲.□	led 6W	9,2



IP40	MC-E=3	CE	▽	□
200m/A	LED 8W	CRI>95	Driver included	
3X2B.02■▲.□	ON/OFF			
3X2B.E2■▲.□	DALI - Push			
3X2B.G2■▲.□	0...10V			
3X2B.D2■▲.□	dimmi IGBT			
■ Led color	Nominal lm	▲ Beam spread		
2 = 2700K	829	L = 60°		
3 = 3000K	872	M = 32°		
		S = 24°		

IP54	MC-E=3	CE	▽	□
200m/A	LED 8W	CRI>95	Driver included	
3X2B.02■▲9□	ON/OFF			
3X2B.E2■▲9□	DALI - Push			
3X2B.G2■▲9□	0...10V			
3X2B.D2■▲9□	dimmi IGBT			
■ Led color	Nominal lm	▲ Beam spread		
2 = 2700K	829	L = 60°		
3 = 3000K	872	M = 32°		
		S = 24°		

IP40	MC-E=3	CE	▽	□
350m/A	LED 12,2W	CRI>90	Driver included	
3X2B.03■▲.□	ON/OFF			
3X2B.E3■▲.□	DALI			
3X2B.G3■▲.□	Push - 1...10V			
3X2B.D3■▲.□	dimmi IGBT - TRIAC			
■ Led color	Nominal lm	▲ Beam spread		
2 = 2700K	1370	M = 36°		
3 = 3000K	1500	S = 24°		

IP40	DimToWarm	CE	▽	□
350m/A	LED 6W	CRI 95	Driver included	
3X2B.E2W▲.□	DALI			
3X2B.D2W▲.□	dimmi IGBT - TRIAC			
■ Led color	Nominal lm	▲ Beam spread		
W= max 3000K	max 445 lm	M = 30°		
min. 1800K	min. 10 lm	S = 18°		

Reflector with WHITE ring – Parabola con anello BIANCO



□ **62 White + Black**
Bianco + Nero



□ **66 White + White**
Bianco + Bianco



□ **68 White + Black Chrome**
Bianco + Cromo scuro

X3A Ø 7,0 trimless



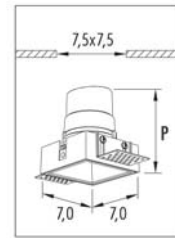
X4A 7,0 x 7,0 trimless



X4A 7,0 x 7,0 trimless
for plasterboard - per cartongesso



	X4A	P
3X4A.210.□	GU10 led	11,0
3X4A.K■▲.□	led 9,5W	9,6

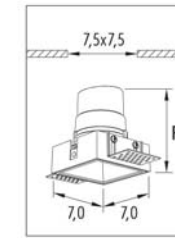


UGR<19

IP40	CE	▽	□
220V ÷ 240V			
3X4A.210.□	GU10 led		
IP40	Flicker < 20%	CE	▽
220V ÷ 240V	LED 9,5W	CRI>90	
3X4A.K■▲.□	dim. IGBT - TRIAC		
■ Led color	Nominal lm	▲ Beam spread	
2 = 2700K	834	M = 36°	
3 = 3000K	877	S = 24°	



	X4A	P
3X4A.x2■▲.□	led 8W	9,2
3X4A.x2■▲9□	led 8W	9,2
3X4A.x3■▲.□	led 12,2W	11,7
3X4A.x2W▲.□	led 6W	9,2



UGR<19

IP40	MC-E=3	CE	▽	□
200m/A	LED 8W	CRI>95	Driver included	
3X4A.02■▲.□	ON/OFF			
3X4A.E2■▲.□	DALI - Push			
3X4A.G2■▲.□	0...10V			
3X4A.D2■▲.□	dim. IGBT			
■ Led color	Nominal lm	▲ Beam spread		
2 = 2700K	829	L = 60°		
3 = 3000K	872	M = 32°		
		S = 24°		

IP54	MC-E=3	CE	▽	□
200m/A	LED 8W	CRI>95	Driver included	
Available ONLY with black or white reflector				
Disponibile SOLO con parabola nera o bianca				
3X4A.02■▲9□	ON/OFF			
3X4A.E2■▲9□	DALI - Push			
3X4A.G2■▲9□	0...10V			
3X4A.D2■▲9□	dim. IGBT			
■ Led color	Nominal lm	▲ Beam spread		
2 = 2700K	829	L = 60°		
3 = 3000K	872	M = 32°		
		S = 24°		

IP40	MC-E=3	CE	▽	□
350m/A	LED 12,2W	CRI>90	Driver included	
3X4A.03■▲.□	ON/OFF			
3X4A.E3■▲.□	DALI			
3X4A.G3■▲.□	Push - 1...10V			
3X4A.D3■▲.□	dim. IGBT - TRIAC			
■ Led color	Nominal lm	▲ Beam spread		
2 = 2700K	1370	M = 36°		
3 = 3000K	1500	S = 24°		

IP40	DimToWarm	CE	▽	□
350m/A	LED 6W	CRI 95	Driver included	
3X4A.E2W▲.□	DALI			
3X4A.D2W▲.□	dim. IGBT - TRIAC			
■ Led color	Nominal lm	▲ Beam spread		
W= max 3000K	max 445 lm	M = 30°		
min. 1800K	min. 10 lm	S = 18°		



□ 02 Black - Nero □ 06 White - Bianco □ CB Black Chrome Cromo scuro

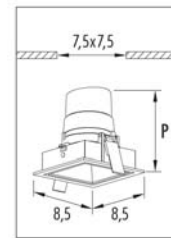
housing - cassaforma
1X00.04A.01

honeycomb - frangiluce
1X00.H50.02 for IP40
1X00.H50.54 for IP54

X4B 8,5 x 8,5 with trim
for plasterboard - per cartongesso



	X4B	P
3X4B.210.□	GU10 led	11,0
3X4B.K■▲□	led 9,5W	9,6



UGR<19

IP40	MC-E=3	CE	▽	□
220V ÷ 240V	LED 8W	CRI>95	Driver included	
3X4B.210.□	GU10 led			
IP40	Flicker < 20%	CE	▽	□
220V ÷ 240V	LED 9,5W	CRI>90		
3X4B.K■▲□	dimmi IGBT - TRIAC			
■ Led color	Nominal lm	▲ Beam spread		
2 = 2700K	834	M = 36°		
3 = 3000K	877	S = 24°		

Reflector with square **BLACK** frame – Parabola con bordo **NERO**



- 22 Black + Black
Nero + Nero
- 26 Black + White
Nero + Bianco
- 28 Black + Black Chrome
Nero + Cromo scuro

honeycomb - frangiluce

- 1X00.H50.02 for IP40
- 1X00.H50.54 for IP54

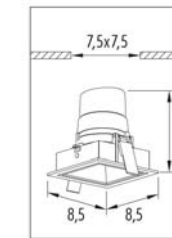


	X4B	P
3X4B.x2■▲□	led 8W	9,2
3X4B.x2■▲9□	led 8W	9,2
3X4B.x3■▲□	led 12,2W	11,7
3X4B.x2W▲□	led 6W	9,2

Reflector with square **WHITE** frame – Parabola con bordo **BIANCO**



- 62 White + Black
Bianco + Nero
- 66 White + White
Bianco + Bianco
- 68 White + Black Chrome
Bianco + Cromo scuro



UGR<19

IP40	MC-E=3	CE	▽	□
200m/A	LED 8W	CRI>95	Driver included	
3X4B.02■▲□	ON/OFF			
3X4B.E2■▲□	DALI - Push			
3X4B.G2■▲□	0...10V			
3X4B.D2■▲□	dimmi IGBT			
■ Led color	Nominal lm	▲ Beam spread		
2 = 2700K	829	L = 60°		
3 = 3000K	872	M = 32°		
		S = 24°		

IP54	MC-E=3	CE	▽	□
200m/A	LED 8W	CRI>95	Driver included	
Available ONLY with black or white reflector Disponibile SOLO con parabola nera o bianca				
3X4B.02■▲9□	ON/OFF			
3X4B.E2■▲9□	DALI - Push			
3X4B.G2■▲9□	0...10V			
3X4B.D2■▲9□	dimmi IGBT			
■ Led color	Nominal lm	▲ Beam spread		
2 = 2700K	829	L = 60°		
3 = 3000K	872	M = 32°		
		S = 24°		

IP40	MC-E=3	CE	▽	□
350m/A	LED 12,2W	CRI>90	Driver included	
3X4B.03■▲□	ON/OFF			
3X4B.E3■▲□	DALI			
3X4B.G3■▲□	Push - 1...10V			
3X4B.D3■▲□	dimmi IGBT - TRIAC			
■ Led color	Nominal lm	▲ Beam spread		
2 = 2700K	1370	M = 36°		
3 = 3000K	1500	S = 24°		

IP40	DimToWarm	CE	▽	□
350m/A	LED 6W	CRI 95	Driver included	
3X4B.E2W▲□	DALI			
3X4B.D2W▲□	dimmi IGBT - TRIAC			
■ Led color	Nominal lm	▲ Beam spread		
W= max 3000K	max 445 lm	M = 30°		
min. 1800K	min. 10 lm	S = 18°		

GUN 2 Ø 4,3

Gun 2 is available in three versions:

- trimless recessed for plasterboard (code 2A);
 - recessed with trim for plasterboard (code 2B);
 - ceiling-mounted with remote driver (code 2C).
- The aluminum cylinder is supplied with an anti-glare reflector as standard.
On demand, is supplied the anti-glare cross ring (code 1XG2.C43.02).

L'articolo Gun 2 è disponibile in tre versioni:

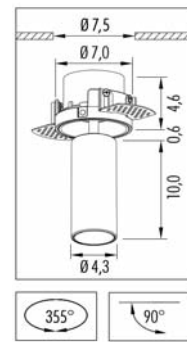
- *incasso per cartongesso senza bordo (codice 2A);*
- *incasso per cartongesso con bordo (codice 2B);*
- *plafone con driver remoto (codice 2C).*

Il cilindro in alluminio è fornito di parabola anti abbagliamento di serie.

Su richiesta viene fornita l'anello anti abbagliamento a croce (code 1XG2.C43.02).



GUN 2A Ø 4,3 trimless
for plasterboard - per cartongesso



IP40	©	MC-E-3	CE	▽	⊕
200m/A		LED 8W	CRI>95	driver included	
3G2A.02	■	M.	□	ON/OFF	
3G2A.E2	■	M.	□	DALI - Push	
3G2A.G2	■	M.	□	0...10V	
3G2A.D2	■	M.	□	dimmi IGBT	
■	Led color	Nominal lm	Beam spread		
2	= 2700K	829	36°		
3	= 3000K	872			

housing - cassaforma

1X00.0XA.01



□ 02 Black - Nero



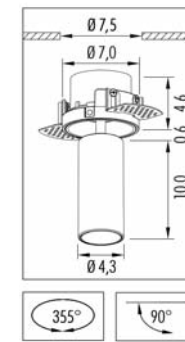
□ 06 White - Bianco



Option: anti-glare cross ring
anello anti abbagliamento a croce

1XG2.C43.02

GUN 2B Ø 4,3 with trim
for plasterboard - per cartongesso



IP40	©	MC-E-3	CE	▽	⊕
200m/A		LED 8W	CRI>95	driver included	
3G2B.02	■	M.	□	ON/OFF	
3G2B.E2	■	M.	□	DALI - Push	
3G2B.G2	■	M.	□	0...10V	
3G2B.D2	■	M.	□	dimmi IGBT	
■	Led color	Nominal lm	Beam spread		
2	= 2700K	829	36°		
3	= 3000K	872			



□ 22 Black - Nero



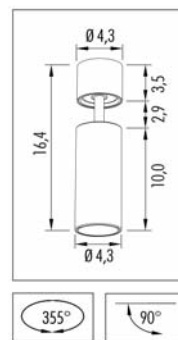
□ 66 White - Bianco



Option: anti-glare cross ring
anello anti abbagliamento a croce

1XG2.C43.02

GUN 2C
ceiling - plafone



IP40 © MC-E-3 CE V

200m/A LED 8W CRI>95

driver included - remote installation | driver incluso - in remoto

3G2C.02 ■ M. □ ON/OFF

3G2C.E2 ■ M. □ DALI - Push

3G2C.G2 ■ M. □ 0...10V

3G2C.D2 ■ M. □ dimm IGBT

Led color	Nominal lm	Beam spread
2 = 2700K	829	36°
3 = 3000K	872	



□ 02 Black - Nero



□ 06 White - Bianco



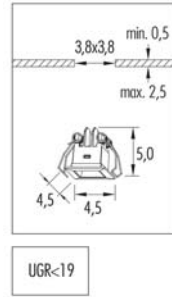

Option: anti-glare cross ring
anello anti abbagliamento a croce
1XG2.C43.02



X5B



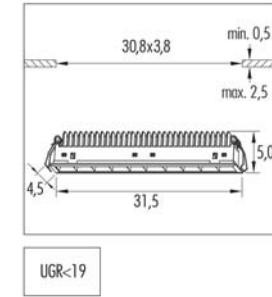
X5B 4,5 x 4,5 with trim
for plasterboard - per cartongesso



UGR<19

IP20	©	MC-E=3	CE	▽	⊕
700m/A		LED 3W	CRI>95	Driver included	
3X5B.01	■	S.02	ON/OFF		
3X5B.F1	■	S.02	DALI Push 0/1...10V On request		
■	Led color	Nominal lm	Beam spread		
2	= 2700K	180	22°		
3	= 3000K	193			

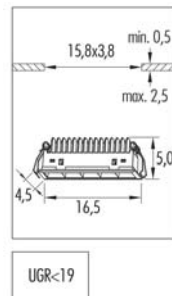
X5B 31,5 x 4,5 with trim
for plasterboard - per cartongesso



UGR<19

IP20	©	MC-E=3	CE	▽	⊕
700m/A		LED 10x2W	CRI>95	Driver included	
3X5B.03	■	▲.02	ON/OFF		
3X5B.E3	■	▲.02	DALI - Push		
3X5B.G3	■	▲.02	0/1...10V		
■	Led color	Nominal lm	▲ Beam spread		
2	= 2700K	900	M = 50°		
3	= 3000K	965	S = 22°		

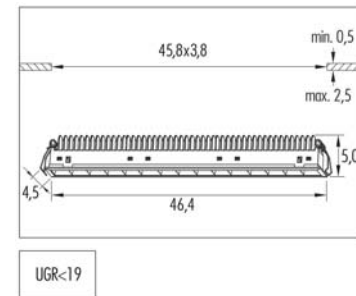
X5B 16,5 x 4,5 with trim
for plasterboard - per cartongesso



UGR<19

IP20	©	MC-E=3	CE	▽	⊕
700m/A		LED 5x2W	CRI>95	Driver included	
3X5B.02	■	▲.02	ON/OFF		
3X5B.E2	■	▲.02	DALI - Push		
3X5B.G2	■	▲.02	0/1...10V		
■	Led color	Nominal lm	▲ Beam spread		
2	= 2700K	900	M = 50°		
3	= 3000K	965	S = 22°		

X5B 46,4 x 4,5 with trim
for plasterboard - per cartongesso



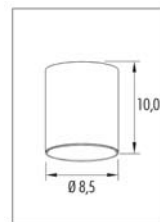
UGR<19

IP20	©	MC-E=3	CE	▽	⊕
700m/A		LED 15x2W	CRI>95	Driver included	
3X5B.04	■	▲.02	ON/OFF		
3X5B.E4	■	▲.02	DALI - Push		
3X5B.G4	■	▲.02	0/1...10V		
■	Led color	Nominal lm	▲ Beam spread		
2	= 2700K	1350	M = 50°		
3	= 3000K	1448	S = 22°		

Optical lens - Ottica:
PMMA material - Lente in PMMA

Optical lens - Ottica:
PMMA material - Lente in PMMA

X7R Ø 8,5
ceiling - plafone



UGR<19

IP20	©	MC-E=3	CE	▽	⊕
220V ÷ 240V		LED 10W	CRI>95		
3X7R.H2 <input type="checkbox"/> dimm IGBT - TRIAC					
■ Led color		Nominal lm	▲ Beam spread		
2 = 2700K		1042	L = 50°		
3 = 3000K		1096	S = 24°		

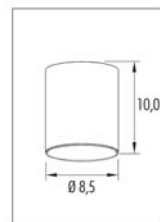
honeycomb - frangiluce

1X07.H50.02

- 22 Black + Black
Nero + Nero
- 26 Black + White
Nero + Bianco
- 2H Black + Chrome
Nero + Cromo
- 2B Black + Black Chrome
Nero + Cromo scuro
- 2G Black + Gold
Nero + Oro



X7R Ø 8,5
ceiling - plafone



UGR<19

IP20	©	MC-E=3	CE	▽	⊕
220V ÷ 240V		LED 10W	CRI>95		
3X7R.H2	■	▲	□	dimm IGBT - TRIAC	
■ Led color		Nominal lm	▲ Beam spread		
2 = 2700K		1042	L = 50°		
3 = 3000K		1096	S = 24°		

honeycomb - frangiluce
1X07.H50.02



□ **62 White + Black**
Bianco + Nero



□ **66 White + White**
Bianco + Bianco



□ **6H White + Chrome**
Bianco + Cromo



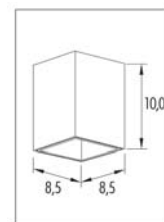
□ **6B White + Black Chrome**
Bianco + Cromo scuro



□ **6G White + Gold**
Bianco + Oro



X7C 8,5 x 8,5
ceiling - plafone



UGR<19


IP20	©	MC-E=3	CE	▽	⊕
220V ÷ 240V		LED 10W	CRI>95		
3X7C.H2	■	▲	□	dimm IGBT - TRIAC	
■ Led color		Nominal lm	▲ Beam spread		
2 = 2700K		1042	L = 50°		
3 = 3000K		1096	S = 24°		

honeycomb - frangiluce

1X07.H50.02



□ **22 Black + Black**
Nero + Nero



□ **26 Black + White**
Nero + Bianco



□ **2H Black + Chrome**
Nero + Cromo



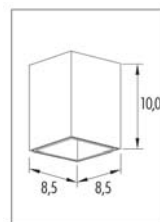
□ **2B Black + Black Chrome**
Nero + Cromo scuro



□ **2G Black + Gold**
Nero + Oro



X7C 8,5 x 8,5
ceiling - plafone



UGR<19

IP20	©	MC-E=3	CE	▽	⊕
220V ÷ 240V		LED 10W	CRI>95		
3X7C.H2	■	▲	□	dimm IGBT - TRIAC	
■ Led color		Nominal lm	▲ Beam spread		
2 = 2700K		1042	L = 50°		
3 = 3000K		1096	S = 24°		

honeycomb - frangiluce
1X07.H50.02



□ **62** White + Black
Bianco + Nero



□ **66** White + White
Bianco + Bianco



□ **6H** White + Chrome
Bianco + Cromo



□ **6B** White + Black Chrome
Bianco + Cromo scuro



□ **6G** White + Gold
Bianco + Oro

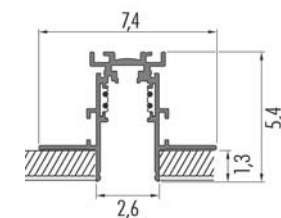


X - Rail 48V track system - sistema a binario

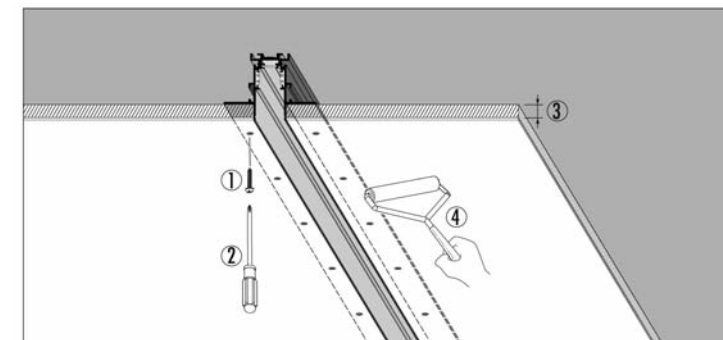
X-Rail is a 48V track lighting system, available in the following versions: recessed trimless (only for plasterboard), surface or pendant. The 4 track conductors can be used for an on/off power supply circuit, or for a dimmable "Noise Free" circuit, DALI. The X and Invisible families are suitable for different needs of lighting. They are fixed into the X-Rail profile by the click safety lock.

X-Rail è un sistema a binario a 48V, disponibile nella versione ad incasso senza bordo (solo per cartongesso), a plafone ed a sospensione. I 4 conduttori del binario possono essere utilizzati per l'accensione on/off, oppure per una dimmerabilità "Noise Free", DALI. I prodotti della famiglia X e della famiglia Invisible, soddisfano diverse tipologie di illuminazione, e si installano al binario X-Rail attraverso il dispositivo meccanico di sicurezza.

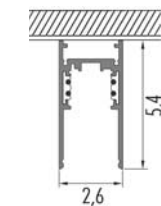




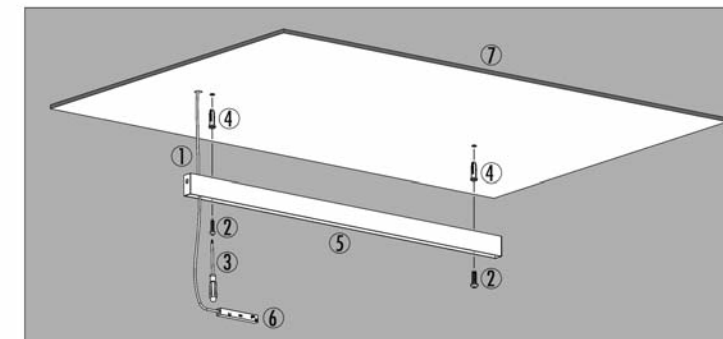
Recessed trimless only for plasterboard - *Incasso senza bordo solo per cartongesso*



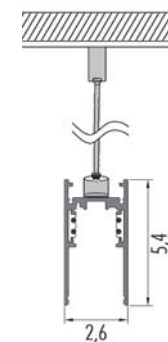
- 1 Screw
 - 2 Screwdriver
 - 3 Plasterboard 13,3mm
 - 4 Plastering
- 1 Viti
 - 2 Cacciavite
 - 3 Spessore cartongesso 13,3mm
 - 4 Stuccare e rasare



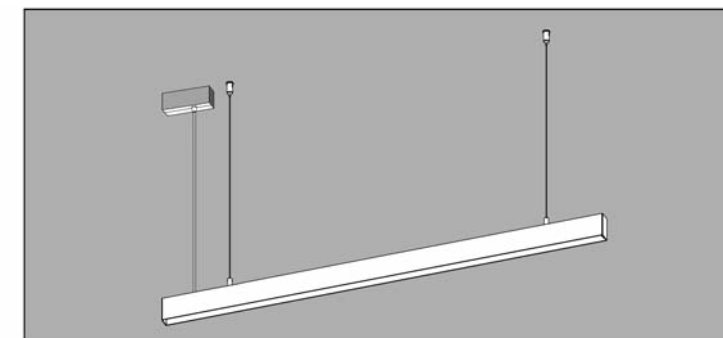
Surface - *Plafone*



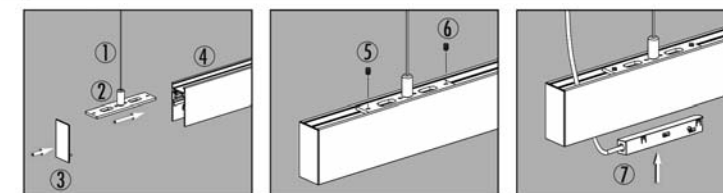
- 1 DC 48V Input
 - 2 Screw
 - 3 Screwdriver
 - 4 Wall plug
 - 5 Track
 - 6 DC Connecting Box
 - 7 Ceiling
- 1 DC48V in entrata
 - 2 Vite
 - 3 Cacciavite
 - 4 Tassello
 - 5 Binario
 - 6 Connettore Feed DC
 - 7 Soffitto



Pendant - *Sospensione*



- 1 Steel cable
 - 2 Mounting Plate
 - 3 End cup for track
 - 4 Track
 - 5 Screw
 - 6 Screw
 - 7 DC Connecting Box
- 1 Cavi in acciaio
 - 2 Staffa per sospensione
 - 3 Tappo di chiusura binario
 - 4 Binario
 - 5 Vite
 - 6 Vite
 - 7 Connettore Feed DC





02 Black - Nero

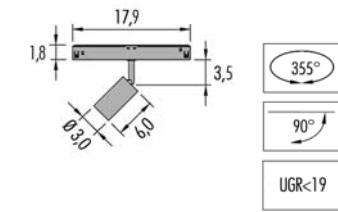


06 White - Bianco



X - Gun is supplied with anti-glare reflector
X - Gun è fornito di parabola anti abbagliamento

X - Gun 1 $\varnothing 3,0$

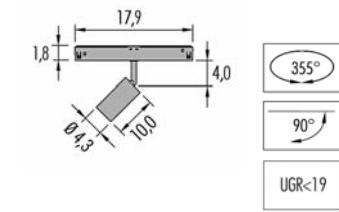


IP20	MC-E=3	CE
48V	LED 3W	CRI>95
3XG1.G6	on/off - DALI dimmable	
Led color	Nominal lm	Beam spread
2 = 2700K	427	S = 24°
3 = 3000K	430	T = 10°



option: anti-glare cross ring
anello anti abbagliamento a croce
1XG1.C30.02

X - Gun 2 $\varnothing 4,3$

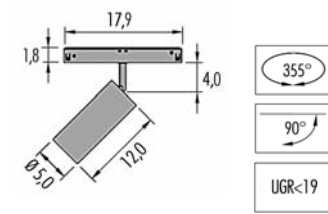


IP20	MC-E=3	CE
48V	LED 8W	CRI>95
3XG2.G6	on/off - DALI dimmable	
Led color	Nominal lm	Beam spread
2 = 2700K	829	S = 24°
3 = 3000K	872	T = 12°



option: anti-glare cross ring
anello anti abbagliamento a croce
1XG2.C43.02

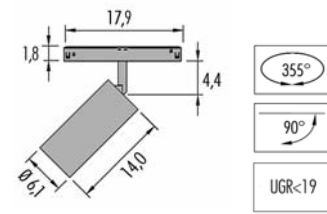
X-Gun 3 Ø 5,0



IP20	MC-E=3	CE
48V	LED 13W	CRI>95
3XG3.G6 on/off - DALI dimmable		
Led color	Nominal lm	Beam spread
2 = 2700K	1300	M = 36°
3 = 3000K	1425	S = 24°


option: honeycomb - frangiluce
1X07.H50.02 Ø 3,8 cm

X-Gun 4 Ø 6,0



IP20	MC-E=3	CE
48V	LED 23W	CRI>95
3XG4.G6 on/off - DALI dimmable		
Led color	Nominal lm	Beam spread
2 = 2700K	2131	S = 24°
3 = 3000K	2241	T = 15°

option: honeycomb - frangiluce
1XG4.H60.02 Ø 5,2 cm



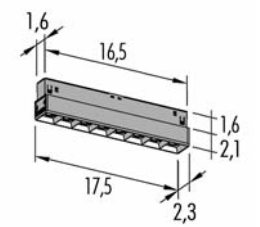
- 02 Black - Nero
- 06 White - Bianco




X-Gun is supplied with anti-glare reflector
X-Gun è fornito di parabola anti abbagliamento



X - Dark 1



UGR<19

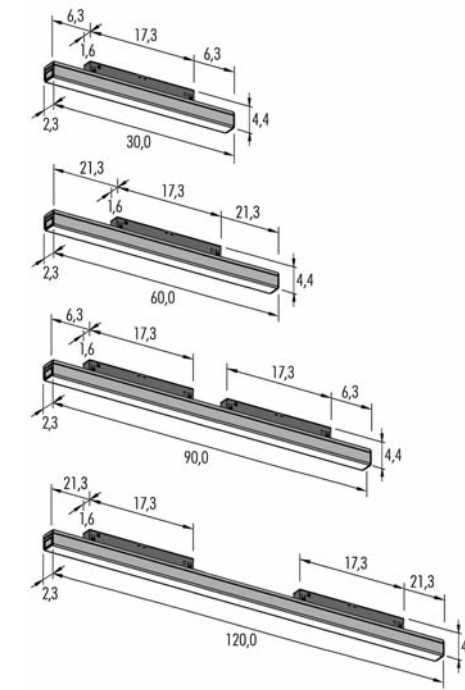


IP20	MC-E=3	CE
48V	LED 8W	CR>95
3XD1.G6 02 on/off - DALI dimmable		
■ Led color	Nominal lm	▲ Beam spread
2 = 2700K	720	M = 50°
3 = 3000K	772	T = 15°

X-Dark can be used as a single element, or for unlimited length compositions.
 Material: PMMA optical lens.
 Light distribution: symmetric.
 X-Dark può essere usato come elemento singolo, oppure per composizioni di varie lunghezze.
 L'ottica delle lenti è in PMMA (Polimetilmetacrilato).
 Distribuzione simmetrica della luce.

Frame - Struttura

- 02 ● Black - Nero



X-Line can be used as a single element, or for unlimited length compositions without any dark zone. Material: PC optical cover. Light distribution: symmetric.

X-Line può essere usato come elemento singolo, o come modulo per composizioni di varie lunghezze senza alcuna zona d'ombra. Diffusore luce in PC (Policarbonato). Distribuzione simmetrica della luce.

X-Line 60, 90 and 120 cm, are the only measures that can be used to correctly illuminate the corners.

X-Line 60, 90 e 120 cm, sono le misure che devono essere usate per illuminare correttamente gli angoli.

X-Line 30cm

IP20	MC-E=3	CE	▽	⊕
48V	LED 5W	CRI>90		
3XL1.G6	L.D1	on/off - DALI dimmable		
■ Led color	Nominal lm	Beam spread		
2 = 2700K	460	120°		
3 = 3000K	500			

X-Line 60cm

IP20	MC-E=3	CE	▽	⊕
48V	LED 10W	CRI>90		
3XL2.G6	L.D1	on/off - DALI dimmable		
■ Led color	Nominal lm	Beam spread		
2 = 2700K	920	120°		
3 = 3000K	1000			

X-Line 90cm

IP20	MC-E=3	CE	▽	⊕
48V	LED 15W	CRI>90		
3XL3.G6	L.D1	on/off - DALI dimmable		
■ Led color	Nominal lm	Beam spread		
2 = 2700K	1380	120°		
3 = 3000K	1500			

X-Line 120cm

IP20	MC-E=3	CE	▽	⊕
48V	LED 20W	CRI>90		
3XL4.G6	L.D1	on/off - DALI dimmable		
■ Led color	Nominal lm	Beam spread		
2 = 2700K	1840	120°		
3 = 3000K	2000			

Invisibile V4 ø 5,5



02 Black - Nero



06 White - Bianco



T Glossy Black Titanium - Titanio Nero Lucido



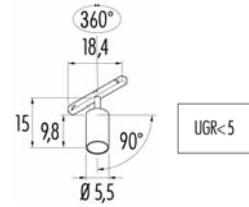
S4 Brushed Brass - Ottone Spazzolato



N1 Brushed Nickel - Nickel Spazzolato



Z3 Brushed Rose Bronze - Bronzo Rosato Spazzolato



IP20 MC-E=3
48V **LED 15W** CRI>90

with honeycomb - con frangiluce:

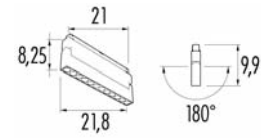
4V4.03 on/off

4V4.G3 DALI dimmable

Led color	Nominal lm	Beam spread
2 = 2700K	2400	M = 36°
3 = 3000K	2472	S = 24°
		T = 15°



Invisibile V7



UGR<10

IP20	MC-E=3	CE
48V	LED 10W	CRI>95
3V7.G3 ■ M.02	on/off - DALI dimmable	
■ Led color	Nominal lm	Beam spread
2 = 2700K	1148	30°
3 = 3000K	1200	

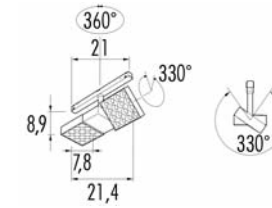
Frame - Struttura

02 ● Black - Nero





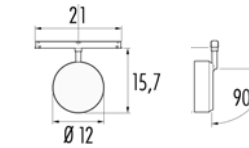
Invisibile V8



UGR<16

IP20	MC-E=3	CE	▽	⊕
48V	LED 20W	CRI>95		
3V8.G3	M.02	on/off - DALI dimmable		
■ <i>Led color</i>	<i>Nominal lm</i>	<i>Beam spread</i>		
2 = 2700K	1953	45°		
3 = 3000K	2000			

Invisibile V9



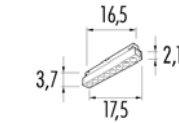
UGR<25

IP20	MC-E=3	CE	▽	⊕
48V	LED 9W	CRI>95		
3V9.G3	L.02	on/off - DALI dimmable		
■ <i>Led color</i>	<i>Nominal lm</i>	<i>Beam spread</i>		
2 = 2700K	816	90°		
3 = 3000K	900			

Frame - Struttura

02 ● Black - Nero

Invisibile V10



UGR<19

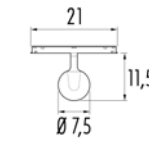
IP20	MC-E=3	CE	▽	⊕
48V	LED 8W	CRI>95		
3V10.G3	L.02	on/off - DALI dimmable		
■ <i>Led color</i>	<i>Nominal lm</i>	▲ <i>Beam spread</i>		
2 = 2700K	720	M = 50°		
3 = 3000K	772	T = 15°		

Invisibile V10 can be used as a single element, or for unlimited length compositions.
Material: PMMA optical lens.
Light distribution: symmetric.

Invisibile V10 può essere usato come elemento singolo, oppure per composizioni di varie lunghezze. L'ottica delle lenti è in PMMA (Polimetilmetacrilato). Distribuzione simmetrica della luce.



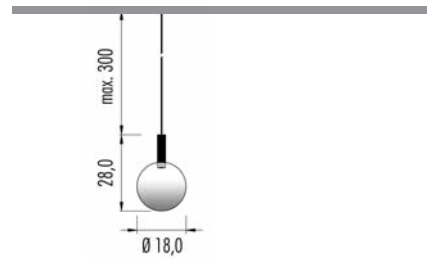
Invisibile VB1 Ø 7,5



IP20	MC-E-3	CE
48V	LED 3W	CRI>95
3VB1.G3 ■ L.02	on/off - DALI dimmable	
■ Led color	Nominal lm	Beam spread
2 = 2700K	324	360°
3 = 3000K	329	

<i>Frame - struttura</i>	<i>Diffusor - Diffusore</i>
02 Black - Nero	Transparent - Trasparente

Bijou



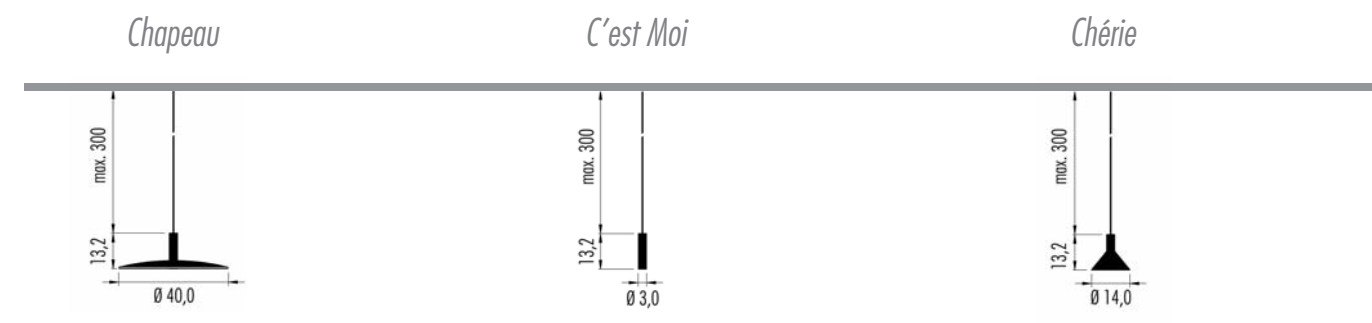
IP40	MC-E=3	CE
48V	LED 6W	CRI>90
3BUX.G2	on/off - DALI dimmable	
■ Led color	Nominal lm	Beam spread
2 = 2700K	528	25°
3 = 3000K	552	

Black power supply cable. Cavo di alimentazione, nero.

□	Frame - Struttura
02	Black - Opaco
06	White - Bianco
X	Light Brass - Ottone Chiaro
Y	Light Copper - Rame Chiaro
Z	Light Bronze - Bronzo Chiaro



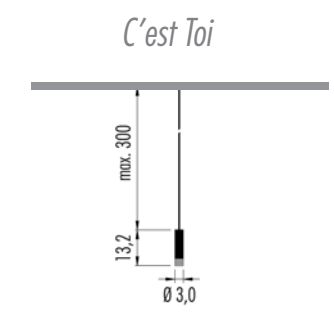
Bijou in light bronze colour, on 48V track system. Bijou in colore bronzo chiaro nel binario a 48V.



IP20	MC-E=3	CE
48V	6W	CRI>90
3CHX.G2 S. □ on/off - DALI dimmable		
■ Led color	Nominal lm	Beam spread
2 = 2700°K	528	25°
3 = 3000°K	552	

IP20	MC-E=3	CE
48V	6W	CRI>90
3CMX.G2 S. □ on/off - DALI dimmable		
■ Led color	Nominal lm	Beam spread
2 = 2700°K	528	20°
3 = 3000°K	552	

IP20	MC-E=3	CE
48V	6W	CRI>90
3CEX.G2 S. □ on/off - DALI dimmable		
■ Led color	Nominal lm	Beam spread
2 = 2700°K	528	25°
3 = 3000°K	552	



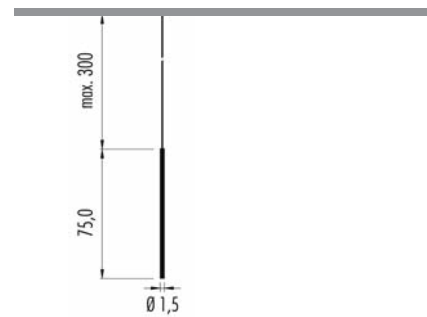
IP20	MC-E=3	CE
48V	6W	CRI>90
3CTX.G2 S. □ on/off - DALI dimmable		
■ Led color	Nominal lm	Beam spread
2 = 2700°K	528	25°
3 = 3000°K	552	

- Frame - Struttura
- 02 ● Black - Nero
 - 06 ○ White - Bianco
 - X ● Light Brass - Ottone Chiaro
 - Y ● Light Copper - Rame Chiaro
 - Z ● Light Bronze - Bronzo Chiaro

Black power supply cable
Cavo di alimentazione, nero

Chapeau, C'est Moi and Chérie in light bronze colour, on 48V track system. Chapeau, C'est Moi e Chérie nel colore bronzo chiaro nel binario a 48V.

Petit



IP20 MC-E=3

48V **LED 2,3W** CRI>90

3PTX.G2 L. on/off - DALI dimmable

Led color *Nominal lm* *Beam spread*

2 = 2700°K 237 60°

3 = 3000°K 256

Black power supply cable. Cavo di alimentazione, nero.

Frame - Struttura

02 Black - Opaco

06 White - Bianco

X Light Brass - Ottone Chiaro

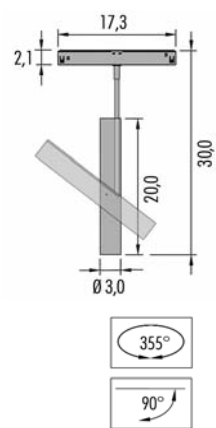
Y Light Copper - Rame Chiaro

Z Light Bronze - Bronzo Chiaro

Petit in black colour, on 48V track system. Petit in colore nero nel binario a 48V.



Pop P15 Ø 3,0



IP20	MC-E-3	CE
48V	LED 8,0W	CRI>95
3P15.G2	on/off - DALI dimmable	
4P15.G2	on/off - DALI dimmable with honeycomb - con frangiluce	
■ Led color	Nominal lm	Beam spread
2 = 2700K	715	24°
3 = 3000K	767	
4 = 4000K	832	



□ 02 Black - Nero



□ 06 White - Bianco

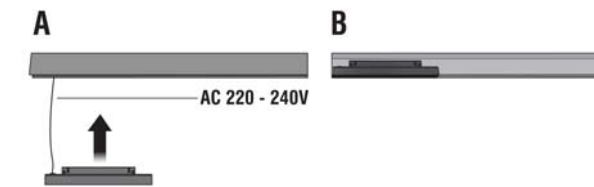




X - ePower

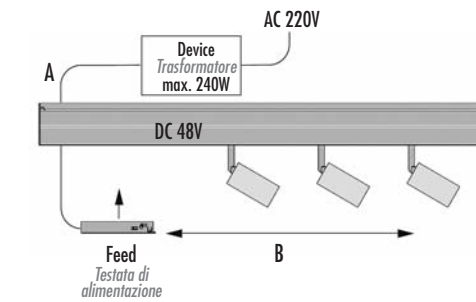
48V on/off power supply for track system.
Designed to stay flush with the profile.

Trasformatore a 48V, on/off, da inserire nel binario.
L'articolo è ingegnerizzato per rimanere in linea con il profilo.



Code ⓘ	W	Size	CV	Connectable fixtures
3KIT.048.060	60	242mm	48V	Max: 48W
Tech. Info	120 - 277V		47-63Hz	

- (A) Distance Device/Feed Unit
(A) Distanza dal trasformatore alla testata di alimentazione.
(B) Distance Feed Unit/Last Spot
(B) Distanza dalla testata di alimentazione all'ultimo articolo.



Drop voltage table - Tabella caduta di tensione

Device	(A)	5 mt.	10 mt.	20 mt.	30 mt.
100W	(B)	50 mt.	50 mt.	30 mt.	10 mt.
150W	(B)	20 mt.	15 mt.	5 mt.	—
240W	(B)	15 mt.	10 mt.	—	—

Technical characteristics of the devices for 48V Track - Caratteristiche tecniche dei dispositivi per binario 48V

Code ⓘ	W	Size (mm)	CV	Connectable fixtures	Max distance	Cable section	Tech. Info
3KIT.048.100	100	199x63x36	48V	Max: 70W	See chart here above	2.5mm ²	100-305V 47-63Hz
3KIT.048.150	150	219x63x36	48V	Max: 105W	See chart here above	2.5mm ²	100-305V 47-63Hz
3KIT.048.245	240	244x71x38	48V	Max: 150W	See chart here above	2.5mm ²	100-305V 47-63Hz

Led warranty ONLY when used together with devices bought from Oty srl
I Led sono coperti da garanzia solo se utilizzati in abbinamento con i dispositivi acquistabili dalla Oty srl.

Recessed trimless - *Incasso senza bordo*




- 1XR5.100.02 100cm Black - Nero
- 1XR5.100.06 100cm White - Bianco
- 1XR5.200.02 200cm Black - Nero
- 1XR5.200.06 200cm White - Bianco
- 1XR5.300.02 300cm Black - Nero
- 1XR5.300.06 300cm White - Bianco



1XR5.GAI.02 Black - Nero

Non electrified vertical internal corner - *Angolare interno verticale non elettrificato*



1XR5.GAE.02 Black - Nero

Non electrified vertical external corner - *Angolare esterno verticale non elettrificato*



1XR5.GAH.02 Black - Nero

1XR5.GAH.06 White - Bianco

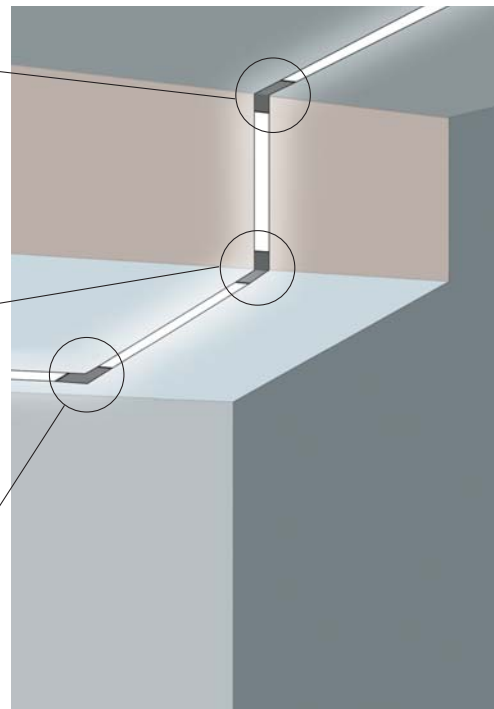

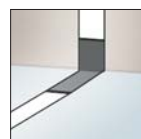
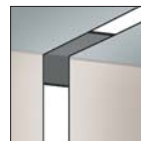
Non electrified horizontal corner. *Angolare orizzontale non elettrificato*



1XR5.GF1.02 Bracket - Staffa

3 Units to connect each linear track, or 6 units to connect two linear tracks to a singular angular (horizontal or vertical) connector.

Ordinare 3 staffe per unire due binari lineari. Ordinare 6 staffe per unire due binari lineari ad un profilo angolare (orizzontale o verticale).



1XR5.PT1.02 100cm

Plaster installation guard. Black color

Copertura in PVC per protezione del binario durante l'installazione su cartongesso. Colore nero

Surface | Pendant - *Plafone | Sospensione*



- 1XR2.100.02 100cm Black - Nero
- 1XR2.100.06 100cm White - Bianco
- 1XR2.200.02 200cm Black - Nero
- 1XR2.200.06 200cm White - Bianco
- 1XR2.300.02 300cm Black - Nero
- 1XR2.300.06 300cm White - Bianco



1XR2.GMT.02 Black - Nero

1XR2.GMT.06 White - Bianco

Mechanical plastic T-Joint for track 1XR2
Giunto plastico meccanico a T per binario 1XR2



1XR2.GET.02 Black - Nero

1XR2.GET.06 White - Bianco

T electrical joint for track 1XR2
Giunto elettrico a T per binario 1XR2



1XR2.GMX.02 Black - Nero

1XR2.GMX.06 White - Bianco

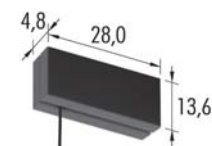
Mechanical plastic X-Joint for track 1XR2
Giunto plastico meccanico a X per binario 1XR2



1XR2.GEX.02 Black - Nero

1XR2.GEX.06 White - Bianco

X electrical joint for track 1XR2
Giunto elettrico a X per binario 1XR2



Canopy - *Rosone: On/Off 48V - 150W*

3XR2.C01.02 Black - Nero

3XR2.C01.06 White - Bianco

Wire - Cavo elettrificato: 150cm



3XR2.C13.02 Black - Nero

3XR2.C13.06 White - Bianco

Canopy with no device on board. Black wire 300cm
Place the device in remote position.
Rosone senza trasformatore. 300cm di cavo nero elettrificato. Posizionare il trasformatore in remoto.



1XR2.GL1.01 150cm

1XR2.GL2.01 300cm

1XR2.GL3.01 500cm

Long bracket for pendant track with steel cable Ø 1,5 mm
Staffa per binario a sospensione con cavo in acciaio Ø 1,5mm



1XR2.GAH.02 Black - Nero

1XR2.GAH.06 White - Bianco

Non electrified corner for surface and pendant track
Angolare non elettrificato per binario a plafone e/o sospensione

Accessories for Recessed, Surface and Pendant 48V track system

Accessori comuni per binario 48V nelle versioni: *incasso senza bordo, plafone e sospensione*



1XR.TC1.02 Black - Nero

1XR.TC1.06 White - Bianco

End cup - *Tappo chiusura binario*



1XR.TE1.02 Black - Nero

1XR.TE1.06 White - Bianco

Short power - Feed - *Testata di alimentazione ridotta*



1XR.TF1.02 Black - Nero

1XR.TF1.06 White - Bianco

End cup with hole - *Tappo con foro per chiusura binario*



1XR.GEC.02 Black - Nero

1XR.GEC.06 White - Bianco

Electrified joint connector - *Giunto passante elettrificato*



1XR.CE3.02 300cm. Black - Nero

1XR.CE3.06 300cm. White - Bianco

Aesthetic track cover - *Chiusura estetica binario*



1XR.GEA.02 Black - Nero

1XR.GEA.06 White - Bianco

Adjustable electrified corner - *Giunto elettrificato flessibile*



1XR.CUT

Cutting tool for track conductors - *Cesoia per ridurre i conduttori*



1XR.GMC.02 Black - Nero

Non electrified joint connector - *Giunto passante non elettrificato*

X-Running

Pendant light with a bi-emission aluminum structure.

Available in two versions:

- CUP, in sizes Ø60, Ø80 and Ø120cm, dimmable with central canopy Ø33cm.
- in sizes Ø60, Ø80, Ø120 and Ø180cm, on/off or dimmable with micro canopy Ø7,5cm and transformer to be placed in remote position.

Articolo a sospensione con struttura in alluminio ed emissione della luce superiore ed inferiore.

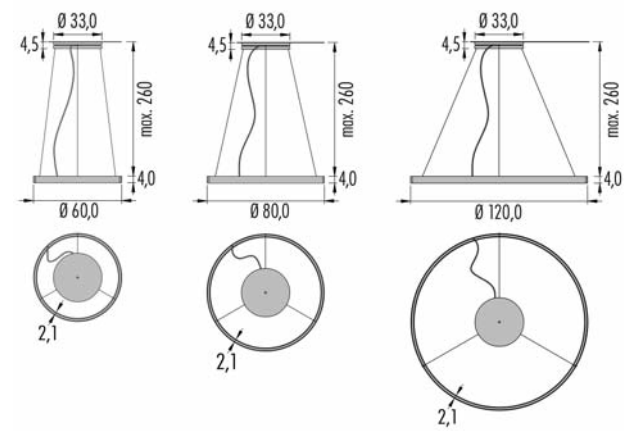
Disponibile in due versioni:

- CUP, nelle misure Ø60, Ø80 e Ø120cm, dimmerabile con rosone centrale Ø33cm.
- nelle misure Ø60, Ø80, Ø120 e Ø180, on/off oppure dimmerabile con micro rosone Ø7,5cm e trasformatore da posizionare in remoto.



X-Running *CUP*

central external canopy - rosone esterno centrale



R06 \varnothing 60,0

IP40 $\text{\textcircled{T}}$ UGR<14 $\text{\textcircled{CE}}$ $\text{\textcircled{\nabla}}$ $\text{\textcircled{\oplus}}$

24V 88W CRI>90

3RC06.4 \blacksquare \square DALI - Push - 1...10V

Led color	Nominal lm	Beam spread
2 = 2700K	6552	44°
3 = 3000K	7280	

R08 \varnothing 80,0

IP40 $\text{\textcircled{T}}$ UGR<14 $\text{\textcircled{CE}}$ $\text{\textcircled{\nabla}}$ $\text{\textcircled{\oplus}}$

24V 126W CRI>90

3RC08.4 \blacksquare \square DALI - Push - 1...10V

Led color	Nominal lm	Beam spread
2 = 2700K	9432	44°
3 = 3000K	10480	

R12 \varnothing 120,0

IP40 $\text{\textcircled{T}}$ UGR<14 $\text{\textcircled{CE}}$ $\text{\textcircled{\nabla}}$ $\text{\textcircled{\oplus}}$

24V 184W CRI>90

3RC12.4 \blacksquare \square DALI - Push - 1...10V

Led color	Nominal lm	Beam spread
2 = 2700K	13752	44°
3 = 3000K	15280	

\square Ring - Anello Canopy - Rosone Wire - Cavo

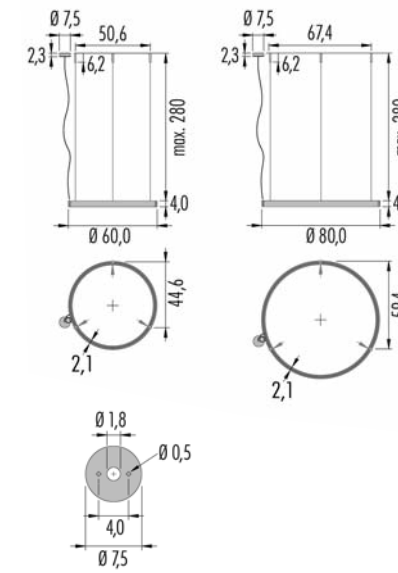
02 \bullet Black - Nero White - Bianco Black - Nero

06 \circ White - Bianco White - Bianco Black - Nero



X - Running

micro external canopy; gear in remote position - micro rosone esterno; trasformatore in remoto



R06 Ø 60,0

IP40 ⓘ UGR<14 CE ▽ ⓘ

24V 88W CRI>90

3R06.4 ■ L. □ on/off

Led color	Nominal lm	Beam spread
2 = 2700K	6552	44°
3 = 3000K	7280	

R08 Ø 80,0

IP40 ⓘ UGR<14 CE ▽ ⓘ

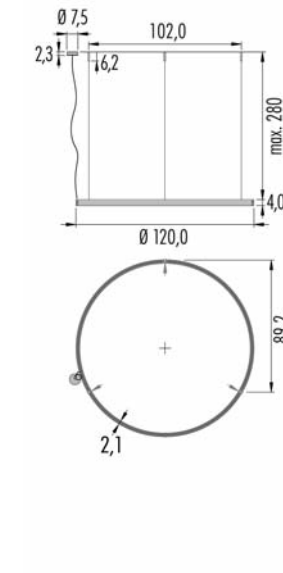
24V 126W CRI>90

3R08.4 ■ L. □ on/off

Led color	Nominal lm	Beam spread
2 = 2700K	9432	44°
3 = 3000K	10480	

3KIT.E24.DIM

Dimmable option:
DALI - Push - 1...10V
Remote installation
Installazione remota



R12 Ø 120,0

IP40 ⓘ UGR<14 CE ▽ ⓘ

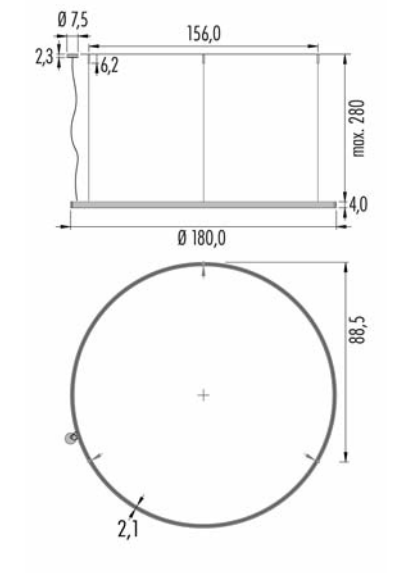
24V 184W CRI>90

3R12.4 ■ L. □ on/off

Led color	Nominal lm	Beam spread
2 = 2700K	13752	44°
3 = 3000K	15280	

3KIT.E24.DIM

Dimmable option:
DALI - Push - 1...10V
Remote installation
Installazione remota



R18 Ø 180,0

IP40 ⓘ UGR<14 CE ▽ ⓘ

24V 270W CRI>90

3R18.4 ■ L. □ on/off - 1...10V

Led color	Nominal lm	Beam spread
2 = 2700K	20232	44°
3 = 3000K	22480	

3KIT.D24.DIM

Dimmable option:
DALI - Push - 1...10V
Remote installation
Installazione remota

	Ring - Anello	Canopy - Rosone	Wire - Cavo
02 ●	Black - Nero	Black - Nero	Black - Nero
06 ○	White - Bianco	White - Bianco	Black - Nero

Y-Line 24V micro track system

Y-Line is a micro track at low voltage 24V, available in the following versions: recessed trimless (only for plasterboard) and surface (wall and ceiling). Y-Dot, Y-Flo and Y-Sfera products are suitable for different needs of lighting.

They're anchored into the Y-Rail profile by a fit system with safety mechanism.

Products on Y-Line profiles, can be managed for an on/off switch or for an IGBT-Triac, DALI or Push dimming.

With DALI dimming system, all products on the same track can't be controlled individually or in groups. The dimming input sets simultaneously all products.

Y-Line è un micro binario a 24V, disponibile nella versione ad incasso senza bordo (solo per cartongesso), ed a parete/plafone.

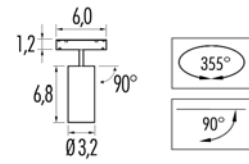
I prodotti Y-Dot, Y-Flo e Y-Sfera soddisfano diverse tipologie di illuminazione, e si installano al binario Y-Line attraverso un fissaggio provvisto di sicurezza meccanica.

I prodotti disposti nei binari Y-Line, possono essere gestiti per l'accensione on/off oppure per una dimmerazione IGBT-Triac, DALI o Push.

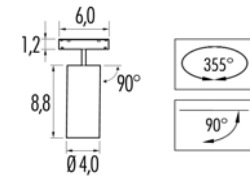
Con la dimmerabilità DALI, tutti i prodotti collegati nella stessa linea, non possono essere comandati singolarmente o a gruppi; pertanto il comando di dimmerazione gestisce contemporaneamente tutti i prodotti.



Y-Dot 1 ø 3,2



Y-Dot 2 ø 4,0



02 Black - Nero



06 White - Bianco



X Light Brass - Ottone Chiaro



Y Light Copper - Rame Chiaro



Z Light Bronze - Bronzo Chiaro

IP20	MC-E=3	CE
24V	LED 4W	CRI>90
4YD1.G3 on/off - dimmable with honeycomb - con frangiluce		
Led color	Nominal lm	Beam spread
2 = 2700K	400	M = 36°
3 = 3000K	440	S = 24°
		T = 18°

IP20	MC-E=3	CE
24V	LED 8W	CRI>90
4YD2.G3 on/off - dimmable with honeycomb - con frangiluce		
Led color	Nominal lm	Beam spread
2 = 2700K	800	M = 36°
3 = 3000K	810	S = 24°
		T = 18°





Y-Flo 125cm




IP20	MC-E=3	CE
24V	LED 7W	CRI>90
3YF1.G43L.D1	on/off - dimmable	
<i>Led color</i>	<i>Nominal lm</i>	<i>Beam spread</i>
3000K	500	110°

Y-Sfera S1



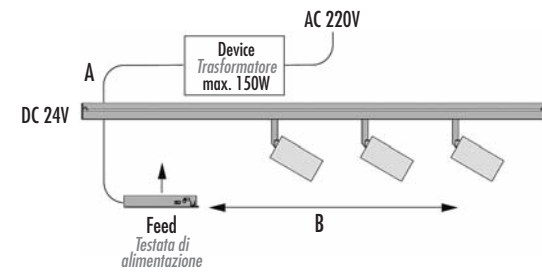
IP20	MC-E=3	CE
24V	LED 2W	CRI>90
3YS1.G3 L.06	on/off - dimmable	
<i>Led color</i>	<i>Nominal lm</i>	<i>Beam spread</i>
2 = 2700K	285	360°
3 = 3000K	300	

Y-Sfera S2



IP20	MC-E=3	CE
24V	LED 4W	CRI>90
3YS2.G33L.06	on/off - dimmable	
<i>Led color</i>	<i>Nominal lm</i>	<i>Beam spread</i>
3000K	320	360°

ATTENTION:
The wire CANNOT be shortened.
Il cavo di elettrificazione NON può essere accorciato.



(A) Distance Device/Feed Unit
 (A) Distanza dal trasformatore alla testata di alimentazione.
 (B) Distance Feed Unit/Last Spot
 (B) Distanza dalla testata di alimentazione all'ultimo articolo.

Drop Voltage Table - Tabella caduta di tensione

Power Supply		A with cable section (2*0,75mm ²)			Power Supply		A with cable section (2*1,5mm ²)		
		1 mt	5 mt	10 mt			1 mt	5 mt	10 mt
Wattage	Current	B Track Length with tolerance 5%			Wattage	Current	B Track Length with tolerance 5%		
		(mt)	(mt)	(mt)			(mt)	(mt)	(mt)
75W	3.13A	20	15	5	75W	3.13A	35	30	25
150W	6.25A	10	3	Not admitted	150W	6.25A	15	10	10

Technical characteristics of devices for 24V Track - Caratteristiche tecniche dei dispositivi per binario 24V

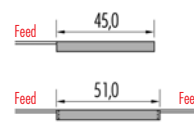
Code	W	dimming	CV	Connectable fixtures	Max distance	Size (mm)	Tech. Info
3KIT.024.080	75	ON/OFF	24V	Max: 70W	See chart here above	168x38x30	220-240V 50-60Hz
3KIT.D24.075	75	IGBT-TRIAC	24V	Max: 70W	See chart here above	300x42x31	100-305V 47-63Hz
3KIT.D24.150	150	IGBT-TRIAC	24V	Max: 140W	See chart here above	362x43x31	100-305V 47-63Hz
3KIT.E24.080	80	DALI - Push	24V	Max: 70W	See chart here above	340x45x31	100-305V 47-63Hz
3KIT.E24.150	150	DALI - Push	24V	Max: 140W	See chart here above	340x45x31	100-305V 47-63Hz

Led warranty ONLY when used together with devices bought from Oty srl
 I Led sono coperti da garanzia solo se utilizzati in abbinamento ai dispositivi acquistati dalla Oty srl

External devices for 24V Track - Driver esterni per binario 24V

Code	W	dimming	CV	Connectable fixtures	Feed	Size (mm)	Tech. Info
3K01.075.□	75	IGBT-TRIAC	24V	Max: 70W	1xFeed	450x47x34	100-305V 47-63Hz
3K01.150.□	150	IGBT-TRIAC	24V	Max: 140W	1xFeed	450x47x34	100-305V 47-63Hz
3K02.075.□	75	IGBT-TRIAC	24V	Max: 70W	2xFeed	470x47x34	100-305V 47-63Hz
3K02.150.□	150	IGBT-TRIAC	24V	Max: 140W	2xFeed	470x47x34	100-305V 47-63Hz

- Frame - Struttura
- 02 ● Matt Black - Nero Opaco
 - 06 ○ Matt White - Bianco Opaco
 - X ● Light Brass - Ottone Chiaro
 - Y ● Light Copper - Rame Chiaro
 - Z ● Light Bronze - Bronzo Chiaro



Y-Line 1: Surface: Wall/Ceiling - Parete/Plafone



Code

- 1YL1.100. 100cm
 1YL1.200. 200cm
 1YL1.300. 300cm



1YL1.TC1. C

End cup 2pcs set
 2 unità tappi chiusura binario



1YL1.GAH. 5,0x5,0cm

Non electrified horizontal corner.
 Angolare orizzontale non elettrificato



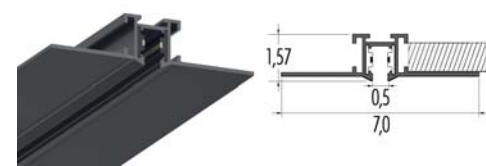
1YL1.GAI. 5,0x5,0cm

Non electrified vertical internal corner
 Angolare interno verticale non elettrificato

Frame - Struttura

- 02 ● Matt Black - Nero Opaco
 06 ○ Matt White - Bianco Opaco
 X ● Light Brass - Ottone Chiaro
 Y ● Light Copper - Rame Chiaro
 Z ● Light Bronze - Bronzo Chiaro

Y-Line 4: Recessed trimless - Incasso senza bordo



Code

- 1YL4.100.02 100cm Matt Black - Nero Opaco
 1YL4.200.02 200cm Matt Black - Nero Opaco
 1YL4.300.02 300cm Matt Black - Nero Opaco



1YL4.TC1.02C Black - Nero

End cup 2pcs set
 2 unità tappi chiusura binario



1YL4.GAH.02 Black - Nero 4,8x4,8cm

Non electrified horizontal corner.
 Angolare orizzontale non elettrificato



1YL4.GAI.02 Black - Nero 3,7x3,7cm

Non electrified vertical internal corner
 Angolare interno verticale non elettrificato



1YL4.GF1.02 Bracket - Staffa

1 Unit to connect each linear track, or 2 units to connect two linear tracks to a singular corner (horizontal or vertical) connector.

Ordinare 1 staffa per unire due binari lineari. Ordinare 2 staffe per unire due binari lineari ad un profilo angolare.

Accessories for 24V micro track system Y-Line 1 and Y-Line 4
 Accessori comuni per micro binario 24V Y-Line 1 e Y-Line 4



1YL.TE1.02 Black - Nero

Power feed - Testata di alimentazione



1YL.GEC.02 Black - Nero

Electrified joint connector - Giunto passante elettrificato



1YL.GEA.02 Black - Nero

Adjustable electrified connector for corners
 Giunto elettrificato flessibile per gli angoli



1YL.C01.02 100cm Black - Nero

Aesthetic track cover - Chiusura estetica binario

Vademecum

MC-E

MacAdams step:

é un parametro attraverso il quale si definisce il grado di decadimento del colore della luce di una sorgente led nel tempo. Lo step 3 rappresenta ad oggi il livello di decadimento più basso.

it is a parameter which defines the deterioration degree of the colour of the light coming from a led source during its life. Step 3 is nowadays the lower deterioration level.

es ist ein Parameter, der der Verschlechterungsgrad der Lichtfarbe eines Led Leuchtmittels während seines Lebens bestimmt. Step 3 ist heutzutage das niedrigste Verschlechterungsniveau.

Est un paramètre avec le quel on défini le degré de détérioration de la couleur de la lumière d'une source led dans le temps. Aujourd'hui le Step 3 est le niveau de détérioration le plus bas.

el es un parámetro que define el grado de deterioración del color de la luz de una fuente led en el tiempo. El step 3 representa hoy el nivel de deterioración más bajo.

CRI

Indice di resa cromatica di una sorgente luminosa, e misura di quanto naturali appaiano i colori degli oggetti da essa illuminati.

Colour Rendering Index of a light source and measure indicating how natural the colours of objects appear when enlightened from it.

Farbwiedergabeindex einer Lichtquelle und Maß, das, wie nach der Natur die Farben der Objekten sich herausstellen, wenn sie von dieser Lichtquelle beleuchtet sind, anzeigt.

Indice de rendu des couleurs d'une source lumineuse et mesure qui indique la pureté des couleurs des objets éclairés par cette source.

Indice de rendimiento lumínico de una fuente luminosa, y medida de lo natural del color de los objetos iluminados con dicha fuente.

lm

Il lumen è l'unità di misura del flusso luminoso di una sorgente luminosa. Lumen is the unit of the light flux of a light source.

Lumen ist ein Maß der Strahlengang einer Lichtquelle.

Le lumen est l'unité de mesure du flux d'éclairage d'une source lumineuse.

El lumen es la unidad de medida del flujo luminoso de una fuente luminosa.

lx

Il lux è l'unità di misura per l'illuminamento di un'area piana. Un lux è pari a un lumen fratto un metro quadrato.

Lux is the unit for the lighting of a flat area. One lux is equal to one lumen divided per one square meter.

Lux ist ein Maß für die Beleuchtung einer ebenen Oberfläche. Ein lux ist gleich ein lumen geteilt durch einen quadratischen Meter.

Le lux est l'unité de mesure pour l'illumination d'une zone plane. Un lux correspond à un lumen divisé par mètre carré.

El lux es la unidad de medida de iluminación de una superficie. Un lux es equivalente a un lumen por metro cuadrado.

⚡

Classe I: Le componenti elettriche accessibili sono collegate ad un conduttore di terra.

Class I: Only basic insulation, accessible conductors are earthed. Earthing compulsory.

Klass I: Grundisolation leitenden; berührbare Metallteile sind mit Schutzerdung verbunden. Schtzerdung vorgeschriben.

Class I: Seulement isolation de base, les parties conductrices accessibles sont reliées à un conducteur terre. Mise à la terre obligatoire.

Clase I: Sólo aislamiento fundamental; además, las partes conductoras accesibles están conectados a un conductor de tierra. Puesta a tierra indispensable.

□

Classe II: Messa a terra esclusa, sostituita da cavi elettrici con un isolamento rinforzato.

Class II: basic insulation plus second insulation or both are replaced by reinforced insulation. Earthing excluded

Klasse II: Entweder zu der Grundisolierung kommt noch eine zweite Isolierung hinzu oder ist eine verstrebtten Isolierung vorgesehen.

Class II: Soit à l'isolation, soit ces deux dernières sont remplacées par une isolation renforcée.

Mise à la terre: excluse.

Clase II: Al aislamiento fundamental se añade un segundo aislamiento, o bien los dos aislamientos se reemplazan por un aislamiento reforzado.

⚡

Classe III: Alimentazione a bassa tensione, inferiore a 50V-50Hz. Messa a terra non prevista.

Class III: Low tension inferior to 50V-50Hz. No ground cable.

Klasse III: Niedervolt < 50V-50 HZ, ohne Erdung

Class III: Alimentation de sécurité à basse tension.

Ne doit en aucun cas être utilisée pour des tensions supérieures à 50V-50Hz. mise à la terre.

Clase III: Alimentación de baja tensión, inferior a 50V-50Hz. Toma de tierra no prevista.

⚠

Apparecchio con caratteristiche per il montaggio diretto su superfici normalmente infiammabili (EN 60 598/VDE 0711).

Device which can be mounted on flammable surfaces (EN 60 598/VDE 0711).

Aparato con características para el montaje directo sobre superficies normalmente inflamables (EN 60 598/VDE 0711).

CE

Prodotto conforme alle direttive europee.

Products complying with the Eur. Comm. rules.

Produkt gemaess den EU-Normen.

Producido conforme a las directivas europeas.

IP identification

IP0X

nessuna protezione
no protection
kein Schutz
Driver fourni
sin protégé
sin protección

IP1X

protezione contro corpi estranei ≥ 50mm
protection against solid objects ≥ 50mm
Schutz gegen Fremdkörpern ≥ 50mm
protection contre des corps étrangers ≥ 50mm
protegido contra objetos extraños ≥ 50mm

IP2X

protezione contro corpi estranei ≥ 12mm
protection against solid objects ≥ 12mm
Schutz gegen Fremdkörpern ≥ 12 mm
protection contre des corps étrangers ≥ 12mm
protegido contra objetos extraños ≥ 12mm

IP3X

protezione contro corpi estranei ≥ 2,5mm
protection against solid objects ≥ 2,5mm
Schutz gegen Fremdkörpern ≥ 2,5mm
protection contre des corps étrangers ≥ 2,5mm
protegido contra objetos extraños ≥ 2,5mm

IP4X

protezione contro corpi estranei ≥ 1mm
protection against solid objects ≥ 1mm
Schutz gegen Fremdkörpern ≥ 1mm
protection contre des corps étrangers ≥ 1mm
protegido contra objetos extraños ≥ 1mm

IP5X

protezione da polvere
dust-protected
Staubgeschützt
protection contre la poussière
aparato protegido contra el polvo

IP6X

stagno alla polvere
dust-proof
Staubdicht
hermétique à la poussière
aparato totalmente protegido contra el polvo

IPX0

nessuna protezione
no protection
kein Schutz
non protégé
sin protección

IPX1

protezione contro caduta acqua verticale
protected against water drops falling vertically
Schutz gegen Wassertropfen, die senkrecht herabfallen
protégé contre les gouttes d'eau tombant verticalement
protegido contra la caída de gotas de agua

IPX2

protezione contro caduta di gocce oblique a 15°
protected against water drops max inclination 15°
Schutz gegen Wassertropfen, die senkrecht herabfallen Neigung 15°
protégé contre les gouttes d'eau à inclinaison maximale de max 15°
protegido contra la caída de gotas de agua con inclinación max 15°

IPX3

protezione contro caduta di gocce oblique a 60°
protected against water drops max inclination 60°
Schutz gegen Wassertropfen, die senkrecht herabfallen Neigung 60°
protégé contre les gouttes d'eau à inclinaison de max 60°
protegido contra la caída de gotas de agua con inclinación max 60°

IPX4

protezione contro spruzzi d'acqua
protected against sprinkling water
Spritzwassergeschützt
protégé contre les éclaboussures
aparato protegido contralas salpicaduras

IPX5

protezione contro getti d'acqua
protected against water jets
Wasserstrahlgeschützt
protégé contre les gouttes d'eau
aparato totalmente protegido contra los chorros de agua

IPX6

protezione contro inondazioni
Potected against flooding
Überschwemmunggeschützt
rotected against flooding
aparato totalmente protegido contra

IPX7

protezione per immersione temporanea
protected against brief immersions
gegen kurzen Tauchen geschützt
hermétique à la immersion
aparato totalmente protegido contra la sumersión

IPX8

protezione per immersione costante
protected against long immersion
Tauchengeschützt
protégé pour des immersions prolongées
aparato totalmente protegido contra la larga imersión



CREDITS

Graphic Concept	Claudio Malvestio
Images.....	Intermiddle s.r.l.
Printing	Grafiche Gemma
Copyright	OTY s.r.l.
Printed in Italy	April - 2026

OTY SI RISERVA IL DIRITTO DI APPORTARE AL PROPRI MODELLI, SENZ'ALCUN PREAVVISO, QUALSIASI MODIFICA RITENESSE OPPORTUNA. TUTTI I MODELLI SONO DEPOSITATI.

OTY RESERVES THE RIGHT TO INTRODUCE ANY CHANGES TO ITS OWN MODELS, WITHOUT NOTICE IN ADVANCE. ALL MODELS HAVE BEEN DULY REGISTERED.

OTY BEHALT SICH DAS RECHT VOR ÄNDERUNGEN VORZUNEHMEN, OHNE SOFORTIGE BENCHRICHTIGUNG. ALLE MODELLE SIND EINGETRÄGEN.

OTY SE RÉSERVE LE DROIT D'APPORTER UNE QUELCONQUE MODIFICATION À LES MODÈLES SANS PRÉAVIS. TOUS NOUS MODÈLES SONT DÉPOSÉS.

OTY SE RESERVA EL DERECHO DE REALIZAR CUALQUIER MODIFICACIÓN SOBRE SUS MODELOS SIN PREVIO AVISO. TODOS LOS MODELOS HAN SIDO DEPOSITADOS.

Oty s.r.l.

via Spangaro 8/a
30030 Peseggia di Scorzé
(Venezia) Italy

www.otylight.com

e-mail: info@otylight.com

t. +39 (0)41 5830499

f. +39 (0)41 5830520

